

# Chittagong Stock Exchange

12-Jun-18

## Weekly Market Summary

Week: 2018-06-10 to 2018-06-12 (3 days)

<b>Total Turnover (BDT) :</b>	599,381,346.40
<b>Volume of Share (Nos):</b>	12,492,174.00
<b>Total Contact(Nos)</b>	16,135
<b>Total Scrip Traded</b>	257

CATEGORY WISE TURNOVER		
Group	Turnover Value(BDT)	% of Total
A	531,658,927.10	88.69
B	22,431,030.30	3.74
N	39,660,655.00	6.62
Z	5,630,734.00	0.94

MAJOR INDICES IN THE WEEK					
Date	CASPI	CSE30	CSCX	CSE50	CSI
06/07/2018	16549.7868	15022.1651	10012.2192	1,237.87	1,104.17
06/12/2018	16505.1978	15039.2343	9980.8253	1,232.78	1,103.01
change in %	-0.2694	0.1136	-0.3136	-0.41	-0.10

SCRIP PERFORMANCE IN THE WEEK	
Advanced	90
Declined	137
No Change	30
Total Traded Issues	257

TOP TEN GAINER COMPANIES BY CLOSING PRICE						
Scrip ID	Scrip Name	Category	Week		Closing	Turnover (BDT)
			Difference	Opening		
32002	ARAMIT LIMITED	A	26.90	330.00	418.80	520,616.10
13012	LIBRA INFUSIONS LIMITED	A	21.65	672.50	818.10	926,917.90
23001	MONNO CERAMIC INDUSTRIES LTD	A	17.23	167.10	195.90	4,187,585.40
32017	JMI SYRINGES & MEDICAL DEV.LTD	A	16.73	182.20	212.70	9,908,547.20
16015	EASTERN CABLES LIMITED	Z	16.24	165.00	191.80	389,000.00
13007	AMBEE PHARMACEUTICALS LIMITED	A	14.67	498.00	571.10	2,763,005.00
25001	INVESTMENT CORP OF BANGLADESH	A	12.64	126.50	142.50	5,019,127.10
26002	BANGLADESH SUBMARINE CABLE CC	A	11.64	85.00	94.90	3,313,054.80
20018	UNITED POWER GENERATION & DIST	A	10.17	225.10	248.00	2,518,549.40
19009	HAKKANI PULP & PAPER MILLS LTD	Z	9.90	52.50	57.70	923.20

**TOP TEN LOSER COMPANIES BY CLOSING PRICE**

Scrip ID	Scrip Name	Category	Week Difference	Opening	Closing	Turnover (BDT)
13020	BERGER PAINTS BANGLADESH LTD	A	-46.74	2,754.00	1,466.60	1,112,589.50
12030	SAIHAM TEXTILE MILLS LTD	A	-9.56	20.90	18.90	28,444.50
21017	PRIME FINANCE 1ST MUTUAL FUND	A	-7.87	12.70	11.70	121,628.40
16017	BD WELDING ELECTRODES LIMITED	Z	-7.69	19.50	18.00	18,000.00
25014	BD FINANCE & INVESTMENT CO LTD	A	-7.42	17.50	16.20	276,130.00
21020	ICB EMPL PROV MF1 SCHM1	A	-7.35	6.80	6.30	74,750.00
21048	CAPM BDBL MUTUAL FUND 01	A	-7.14	8.40	7.80	3,120.00
17008	LEGACY FOOTWEAR LIMITED	A	-6.72	93.70	87.40	7,928,033.70
13022	MARICO BANGLADESH LIMITED	A	-6.22	1,200.00	1,125.30	205,929.90
32021	AMAN FEED LIMITED	A	-6.10	55.70	52.30	438,857.00

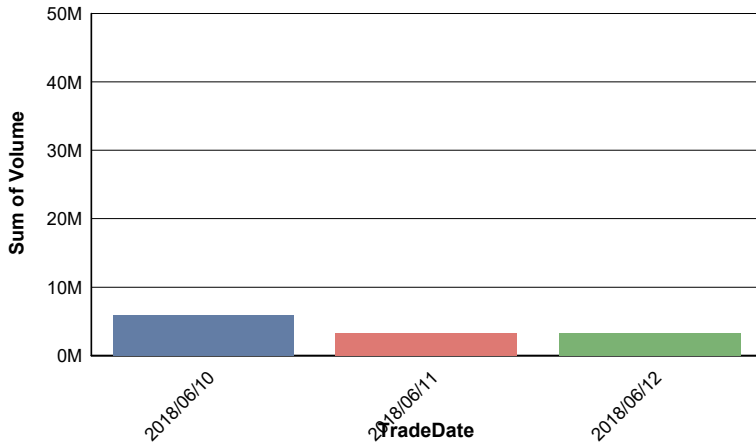
**TOP TEN COMPANIES BY TURNOVER**

Scrip ID	Scrip Name	Turnover (BDT)	Volume
17002	Apex Footwear Limited	112,994,892.70	320,110
16013	BANGLADESH LAMPS LIMITED	95,567,360.10	477,763
32003	BEXIMCO LIMITED	42,643,030.90	1,604,370
13002	SQUARE PHARMACEUTICALS LIMITED	23,432,394.20	82,773
20020	INTRACO REFUELING STATION LTD.	20,213,458.40	429,012
12052	HAMID FABRICS LTD.	19,878,928.40	725,225
12064	QUEEN SOUTH TEXTILE MILLS LTD.	13,365,564.60	255,956
20010	KHULNA POWER COMPANY LIMITED	10,925,640.60	162,723
32017	JMI SYRINGES & MEDICAL DEV.LTD	9,908,547.20	49,185
26001	GRAMEENPHONE LIMITED	9,407,643.50	24,623

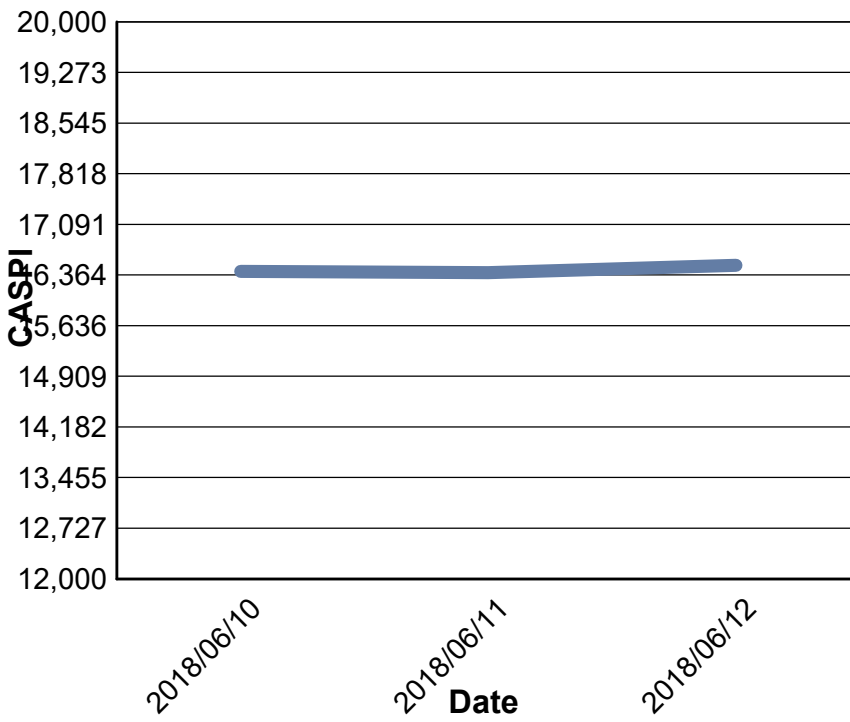
**Data for Turnover Value**



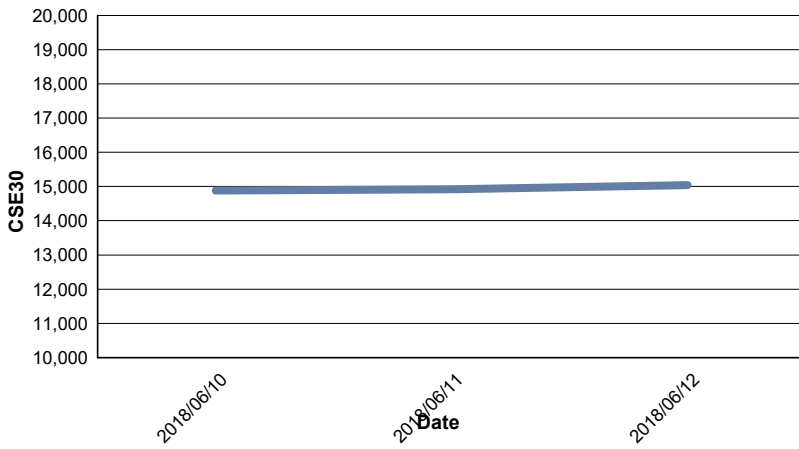
### Data for Turnover Volume



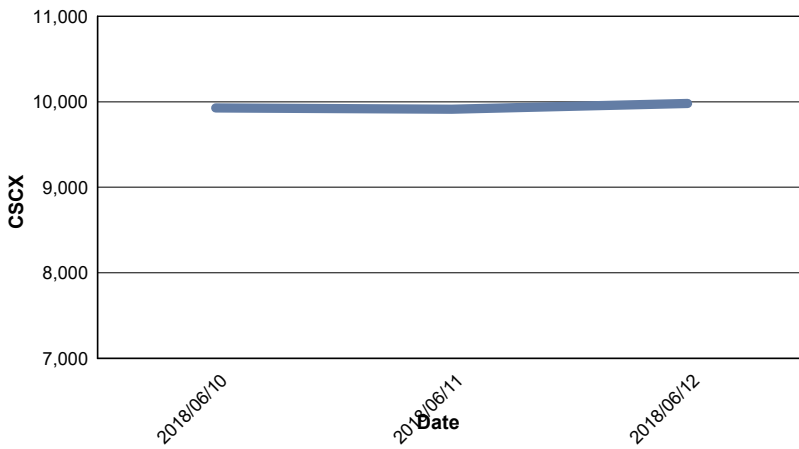
### CASPI Index



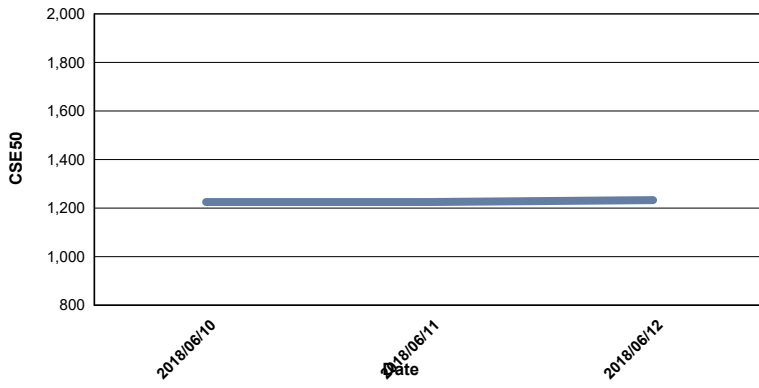
### Index CSE30



### Index CSCX



### Index CSE50



### Index CSI

