

Chittagong Stock Exchange

19-Jul-18

Weekly Market Summary

Week: 2018-07-15 to 2018-07-19 (5 days)

Total Turnover (BDT) :	3,556,614,878.40
Volume of Share (Nos):	75,294,003.00
Total Contact(Nos)	78,222
Total Scrip Traded	291

CATEGORY WISE TURNOVER		
Group	Turnover Value(BDT)	% of Total
A	3,049,893,312.20	85.73
B	162,801,927.00	4.57
N	311,883,232.10	8.76
Z	32,036,407.10	0.90

MAJOR INDICES IN THE WEEK					
Date	CASPI	CSE30	CSCX	CSE50	CSI
07/12/2018	16513.7434	14710.4462	9994.0516	1,202.10	1,130.34
07/19/2018	16444.2208	14676.0486	9948.0849	1,187.42	1,136.47
change in %	-0.4210	-0.2338	-0.4599	-1.22	0.54

SCRIP PERFORMANCE IN THE WEEK	
Advanced	115
Declined	163
No Change	13
Total Traded Issues	291

TOP TEN GAINER COMPANIES BY CLOSING PRICE						
Scrip ID	Scrip Name	Category	Week		Closing	Turnover (BDT)
			Difference	Opening		
32023	SK TRIMS & INDUSTRIES LIMITED	N	243.00	10.00	34.30	184,479,156.60
16034	KDS ACCESSORIES LIMITED	A	41.10	83.20	117.40	37,194,546.00
13007	AMBEE PHARMACEUTICALS LIMITED	A	38.48	548.30	759.30	9,359,687.90
17001	APEX TANNERY LIMITED	A	35.83	153.20	208.10	12,814,260.90
32002	ARAMIT LIMITED	A	32.61	436.00	578.20	1,285,170.40
17008	LEGACY FOOTWEAR LIMITED	A	32.01	152.10	200.80	20,154,003.40
24009	IT CONSULTANTS LIMITED	A	29.29	39.60	51.20	41,404,213.10
13013	THE IBN SINA PHARMACEUTICALS	A	21.67	256.00	311.50	8,390,663.00
32021	AMAN FEED LIMITED	A	18.97	54.80	65.20	23,280,176.80
16028	SHURWID INDUSTRIES LTD.	Z	18.51	18.90	22.40	6,537,048.60

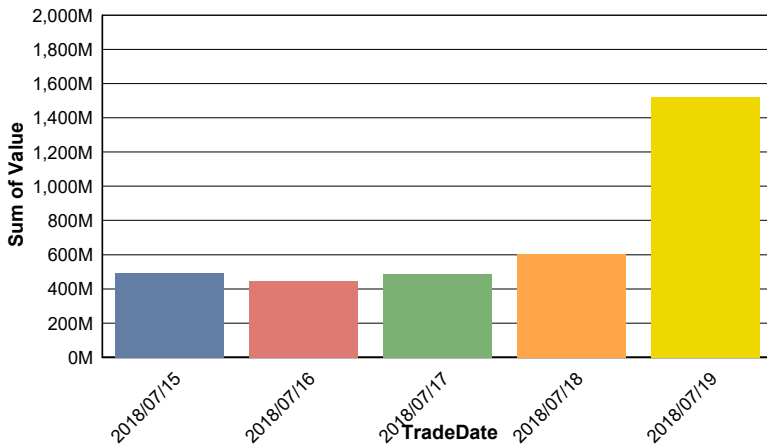
TOP TEN LOSER COMPANIES BY CLOSING PRICE

Scrip ID	Scrip Name	Category	Week Difference	Opening	Closing	Turnover (BDT)
25006	PEOPLE'S LEASING & FIN'L SERV.	Z	-11.53	7.80	6.90	801,152.90
21036	1ST SCHEME OF RELIANCE INS. MF	A	-11.50	11.30	10.00	196,200.00
25008	PREMIER LEASING & FINANCE LTD	A	-10.61	11.30	10.10	779,929.90
15003	MEGHNA CEMENT MILLS LIMITED	A	-10.28	106.00	95.10	177,195.00
12037	THE DACCA DYEING & MFC. CO. LT	Z	-10.00	7.00	6.30	445,648.60
25014	BD FINANCE & INVESTMENT CO LTD	A	-9.58	14.60	13.20	3,904,180.20
21028	GREEN DELTA MUTUAL FUND	A	-9.52	8.40	7.60	24,070.30
19011	BASHUNDHARA PAPER MILLS LTD.	N	-9.41	152.90	138.50	69,882,040.00
12002	PRIME TEXTILE SPINNING MILLS	A	-9.26	42.10	38.20	12,020,956.00
23006	R.A.K. CERAMICS (BD) LTD.	A	-9.11	47.20	42.90	6,907,039.30

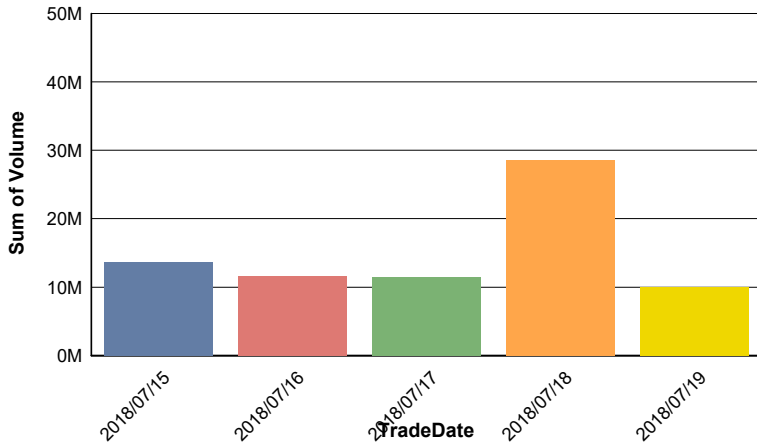
TOP TEN COMPANIES BY TURNOVER

Scrip ID	Scrip Name	Turnover (BDT)	Volume
32009	BRITISH AMERICAN TOBACCO BD CO	1,195,458,000.00	362,260
12059	DRAGON SWEATER & SPINNING LTD.	190,023,759.20	5,391,036
32023	SK TRIMS & INDUSTRIES LIMITED	184,479,156.60	4,655,269
22033	FIRST SECURITY ISLAMI BANK LTD	148,016,704.50	15,895,210
16035	BBS CABLES LTD.	76,359,362.00	801,184
12024	H.R.TEXTILE MILLS LIMITED	76,080,225.20	1,111,876
13002	SQUARE PHARMACEUTICALS LIMITED	71,330,923.60	254,091
19011	BASHUNDHARA PAPER MILLS LTD.	69,882,040.00	491,855
18009	THE PENINSULA CHITTAGONG LTD.	56,404,304.50	1,692,898
12046	PARAMOUNT TEXTILE LIMITED	45,795,587.30	804,219

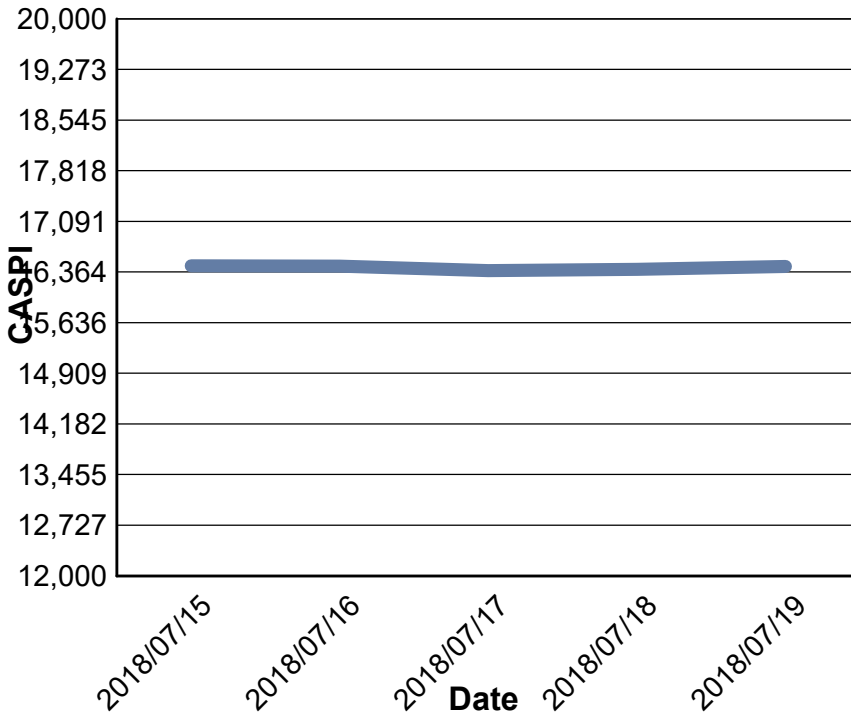
Data for Turnover Value



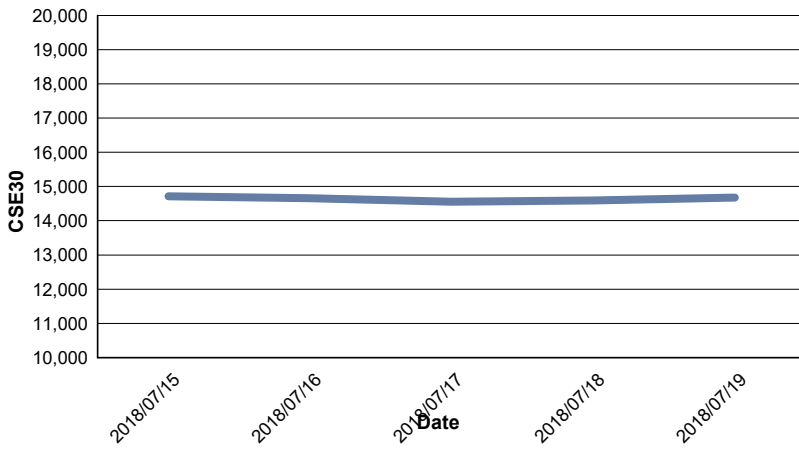
Data for Turnover Volume



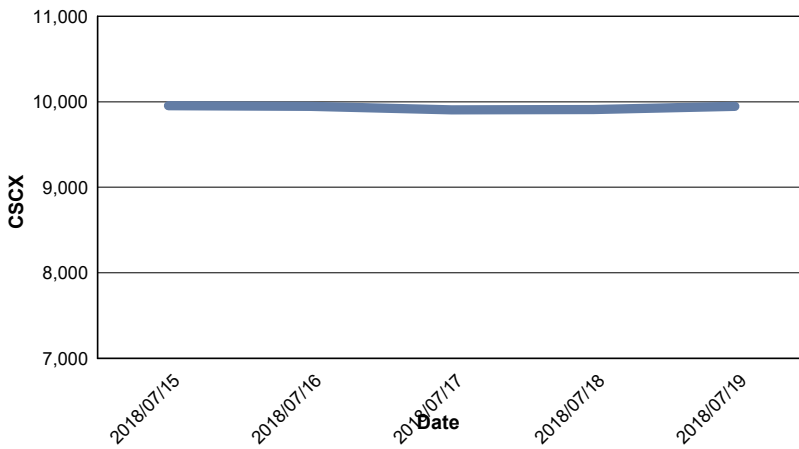
CASPI Index



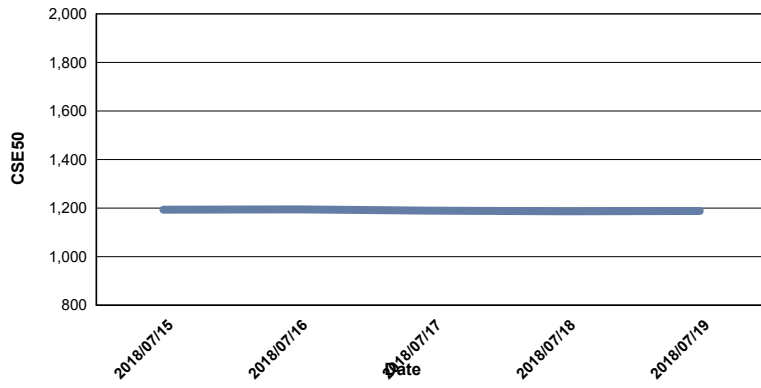
Index CSE30



Index CSCX



Index CSE50



Index CSI

