

Chittagong Stock Exchange

09-Aug-18

Weekly Market Summary

Week: 2018-08-05 to 2018-08-09 (5 days)

Total Turnover (BDT) :	1,582,435,331.90
Volume of Share (Nos):	49,329,799.00
Total Contact(Nos)	77,890
Total Scrip Traded	285

CATEGORY WISE TURNOVER		
Group	Turnover Value(BDT)	% of Total
A	1,163,484,773.60	73.50
B	70,696,750.40	4.47
N	331,776,695.10	20.95
Z	16,477,112.80	1.04

MAJOR INDICES IN THE WEEK					
Date	CASPI	CSE30	CSCX	CSE50	CSI
08/02/2018	16592.8738	14530.0432	10043.1360	1,197.52	1,126.95
08/09/2018	16630.3817	14598.4974	10068.6836	1,204.85	1,113.42
change in %	0.2260	0.4711	0.2544	0.61	-1.20

SCRIP PERFORMANCE IN THE WEEK	
Advanced	99
Declined	173
No Change	13
Total Traded Issues	285

TOP TEN GAINER COMPANIES BY CLOSING PRICE						
Scrip ID	Scrip Name	Category	Week		Closing	Turnover (BDT)
			Difference	Opening		
12065	AMAN COTTON FIBROUS LTD.	N	95.83	36.00	70.50	266,740,132.50
11021	NITOL INSURANCE COMPANY LTD	A	20.52	26.80	32.30	10,153.20
12058	REGENT TEXTILE MILLS LTD.	A	19.52	21.00	25.10	24,261,229.80
17008	LEGACY FOOTWEAR LIMITED	A	18.58	225.50	267.40	7,751,546.60
11037	PROVATI INSURANCE CO. LTD	A	16.57	18.70	21.80	4,044,033.60
22032	TRUST BANK LIMITED	A	15.56	30.20	34.90	1,074,707.80
12057	SIMTEX INDUSTRIES LIMITED	A	14.73	41.40	47.50	150,779,624.60
24005	INTECH ONLINE LIMITED	A	14.28	28.00	32.00	10,503,115.10
16035	BBS CABLES LTD.	A	12.55	105.10	118.30	53,487,130.70
10002	NATIONAL LIFE INSURANCE CO.LTD	A	10.00	150.00	165.00	560,659.00

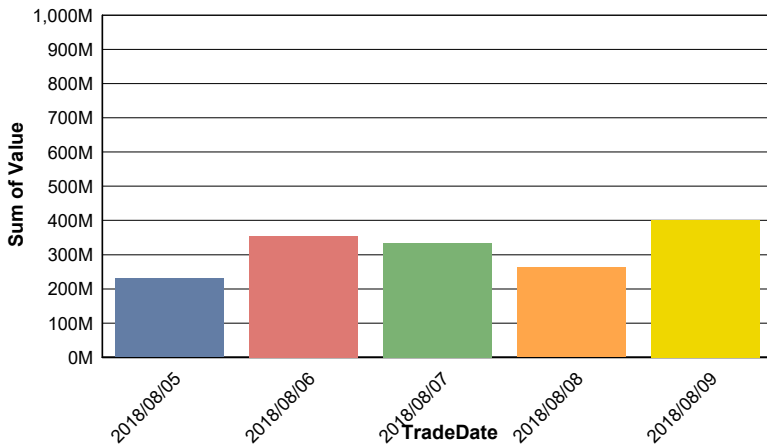
TOP TEN LOSER COMPANIES BY CLOSING PRICE

Scrip ID	Scrip Name	Category	Week Difference	Opening	Closing	Turnover (BDT)
10011	PADMA ISLAMI LIFE INSURANCE LT	A	-21.83	40.30	31.50	7,054,461.00
14022	FINE FOODS LIMITED	B	-16.31	33.10	27.70	9,463,968.70
12032	TALLU SPINNING MILLS LIMITED	Z	-14.51	6.20	5.30	306,397.00
24003	INFORMATION SERVICES NETWORK I	Z	-12.76	23.50	20.50	251,279.40
12064	QUEEN SOUTH TEXTILE MILLS LTD.	N	-11.39	58.80	52.10	4,864,703.20
13012	LIBRA INFUSIONS LIMITED	A	-10.70	918.30	820.00	320,867.40
21051	CAPM IBBL ISLAMIC MUTUAL FUND	A	-9.87	8.10	7.30	124,318.00
25011	BD INDUSTRIAL FINANCE CO. LTD	Z	-9.52	6.30	5.70	154,790.40
16014	KAY & QUE (BANGLADESH) LTD	Z	-9.47	190.00	172.00	164,565.00
23005	SHINEPUKUR CERAMICS LIMITED	Z	-9.34	18.20	16.50	714,357.00

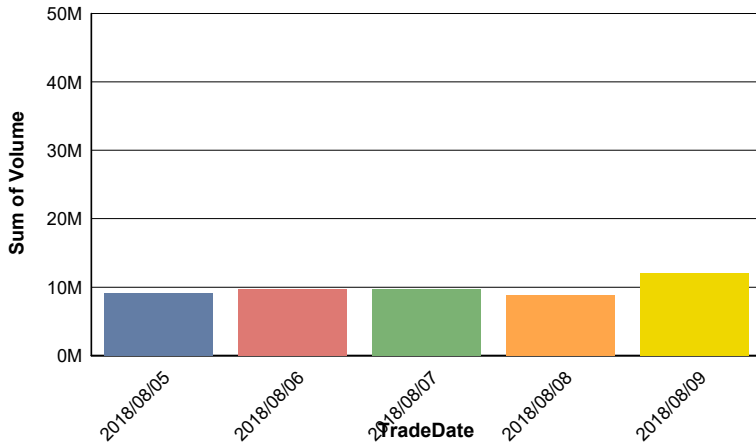
TOP TEN COMPANIES BY TURNOVER

Scrip ID	Scrip Name	Turnover (BDT)	Volume
12065	AMAN COTTON FIBROUS LTD.	266,740,132.50	3,566,143
12057	SIMTEX INDUSTRIES LIMITED	150,779,624.60	3,424,802
16035	BBS CABLES LTD.	53,487,130.70	480,813
12054	SHASHA DENIMS LTD.	41,427,252.40	674,046
22005	RUPALI BANK LIMITED	33,814,789.10	910,637
19011	BASHUNDHARA PAPER MILLS LTD.	30,274,961.10	248,669
13030	FAR CHEMICAL INDUSTRIES LTD.	28,175,009.80	1,377,486
12058	REGENT TEXTILE MILLS LTD.	24,261,229.80	960,654
32018	DESHBANDHU POLYMER LIMITED	23,708,671.60	1,148,624
14017	FU-WANG FOODS LIMITED	22,339,445.50	1,009,243

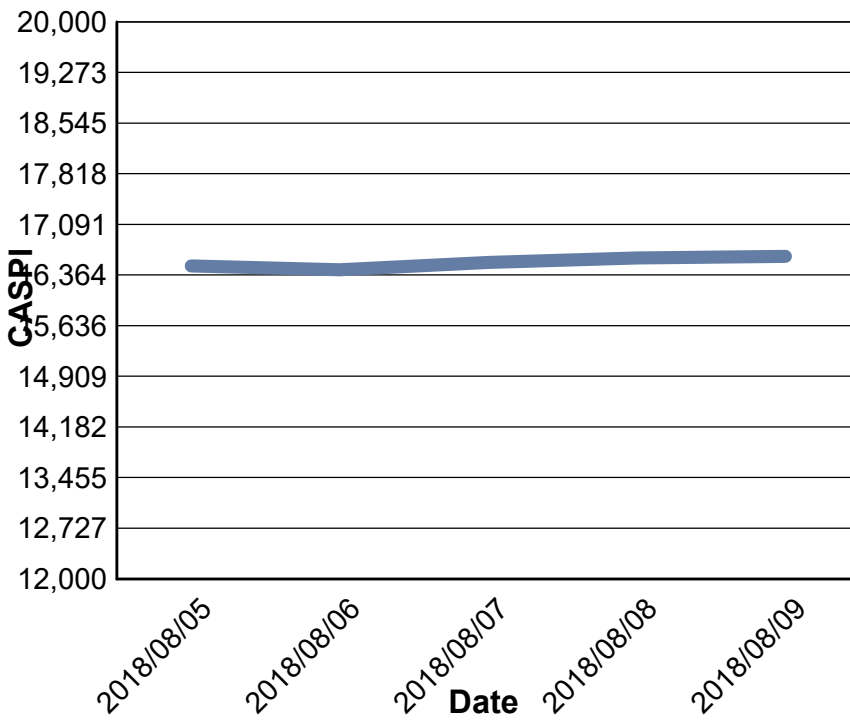
Data for Turnover Value



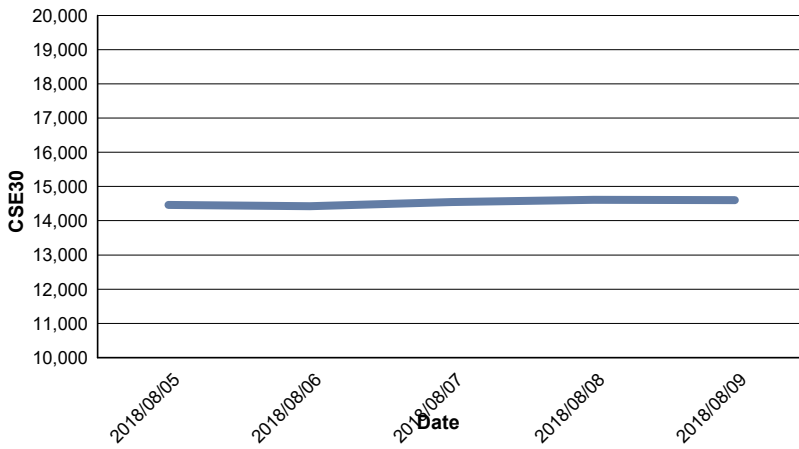
Data for Turnover Volume



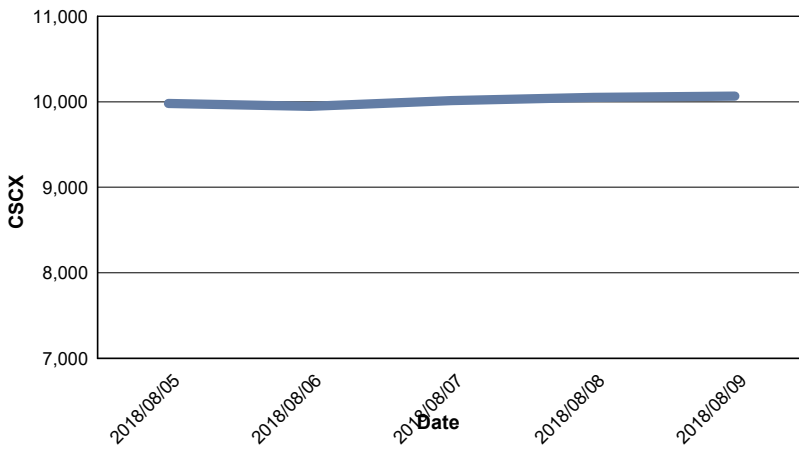
CASPI Index



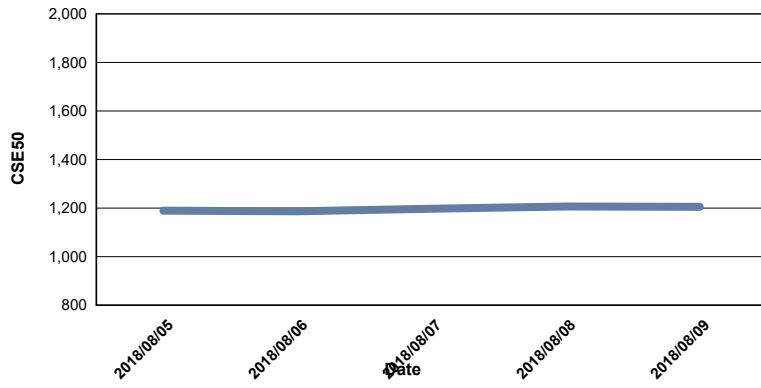
Index CSE30



Index CSCX



Index CSE50



Index CSI

