

# Chittagong Stock Exchange

26-Jul-18

## Weekly Market Summary

Week: 2018-07-22 to 2018-07-26 (5 days)

<b>Total Turnover (BDT) :</b>	2,491,893,267.40
<b>Volume of Share (Nos):</b>	74,634,137.00
<b>Total Contact(Nos)</b>	72,769
<b>Total Scrip Traded</b>	293

CATEGORY WISE TURNOVER		
Group	Turnover Value(BDT)	% of Total
A	2,186,383,828.10	87.71
B	144,653,142.00	5.80
N	135,701,576.20	5.44
Z	25,154,721.10	1.01

MAJOR INDICES IN THE WEEK					
Date	CASPI	CSE30	CSCX	CSE50	CSI
07/19/2018	16444.2208	14676.0486	9948.0849	1,187.42	1,136.47
07/26/2018	16373.2499	14476.0948	9909.9569	1,175.35	1,128.25
change in %	-0.4316	-1.3624	-0.3833	-1.02	-0.72

SCRIP PERFORMANCE IN THE WEEK	
Advanced	131
Declined	145
No Change	17
Total Traded Issues	293

TOP TEN GAINER COMPANIES BY CLOSING PRICE						
Scrip ID	Scrip Name	Category	Week		Closing	Turnover (BDT)
			Difference	Opening		
19010	KHULNA PRINTING & PACKAGING LTD	Z	39.72	14.60	20.40	6,958,290.30
10011	PADMA ISLAMI LIFE INSURANCE LT	A	32.01	30.30	40.00	11,670,628.40
12059	DRAGON SWEATER & SPINNING LTD.	A	23.33	36.00	44.40	410,775,534.80
12057	SIMTEX INDUSTRIES LIMITED	A	19.85	27.70	33.20	93,488,268.60
12030	SAIHAM TEXTILE MILLS LTD	A	19.14	23.50	28.00	97,595,182.60
13029	AFC AGRO BIOTECH LTD.	A	18.64	37.00	43.90	4,552,763.70
24009	IT CONSULTANTS LIMITED	A	17.96	51.20	60.40	44,827,612.70
13026	GLOBAL HEAVY CHEMICALS LIMITED	A	17.43	43.60	51.20	46,356,939.40
13024	ACTIVE FINE CHEMICALS LTD.	A	17.36	33.40	39.20	45,662,853.80
12041	SAIHAM COTTON MILLS LTD.	A	16.99	15.30	17.90	4,130,683.90

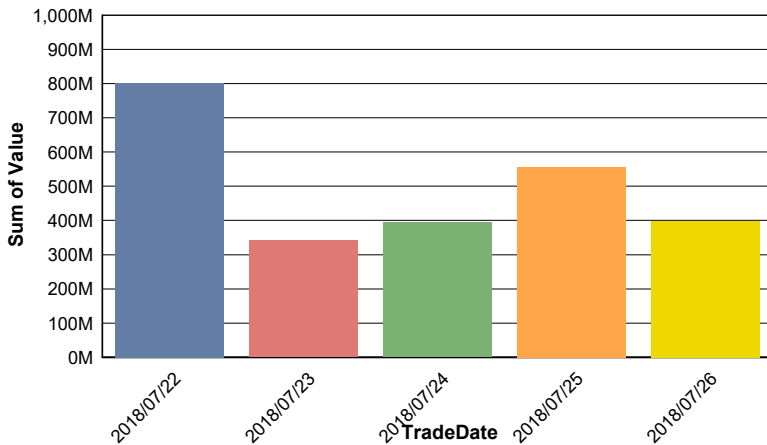
**TOP TEN LOSER COMPANIES BY CLOSING PRICE**

Scrip ID	Scrip Name	Category	Week Difference	Opening	Closing	Turnover (BDT)
13012	LIBRA INFUSIONS LIMITED	A	-21.41	1,094.60	860.20	385,073.70
17001	APEX TANNERY LIMITED	A	-18.21	208.10	170.20	5,973,692.40
23001	MONNO CERAMIC INDUSTRIES LTD	A	-17.08	374.00	310.10	6,898,615.30
16003	ANWAR GALVANIZING LIMITED	A	-16.13	118.40	99.30	21,211,783.20
16034	KDS ACCESSORIES LIMITED	A	-14.05	117.40	100.90	21,595,780.50
14027	EMERALD OIL INDUSTRIES LIMITED	Z	-13.79	11.60	10.00	766,502.60
14021	BEACH HATCHERY LTD.	Z	-13.49	12.60	10.90	528,708.00
12024	H.R.TEXTILE MILLS LIMITED	A	-13.09	64.90	56.40	1,890,945.40
32006	GQ BALL PEN INDUSTRIES LIMITED	A	-12.74	102.00	89.00	905,824.00
12064	QUEEN SOUTH TEXTILE MILLS LTD.	N	-12.73	64.40	56.20	13,278,907.80

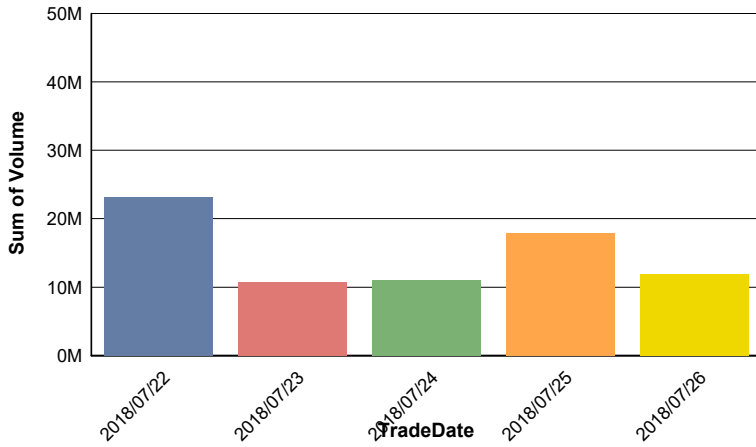
**TOP TEN COMPANIES BY TURNOVER**

Scrip ID	Scrip Name	Turnover (BDT)	Volume
12059	DRAGON SWEATER & SPINNING LTD.	410,775,534.80	11,867,482
12030	SAIHAM TEXTILE MILLS LTD	97,595,182.60	4,195,373
12057	SIMTEX INDUSTRIES LIMITED	93,488,268.60	3,217,120
26001	GRAMEENPHONE LIMITED	88,154,792.90	223,097
18009	THE PENINSULA CHITTAGONG LTD.	55,890,137.80	1,536,607
19011	BASHUNDHARA PAPER MILLS LTD.	55,122,325.20	401,317
16035	BBS CABLES LTD.	53,977,679.70	514,515
32003	BEXIMCO LIMITED	51,569,417.70	1,978,194
12061	PACIFIC DENIMS LIMITED	47,723,632.10	2,024,294
13026	GLOBAL HEAVY CHEMICALS LIMITED	46,356,939.40	921,542

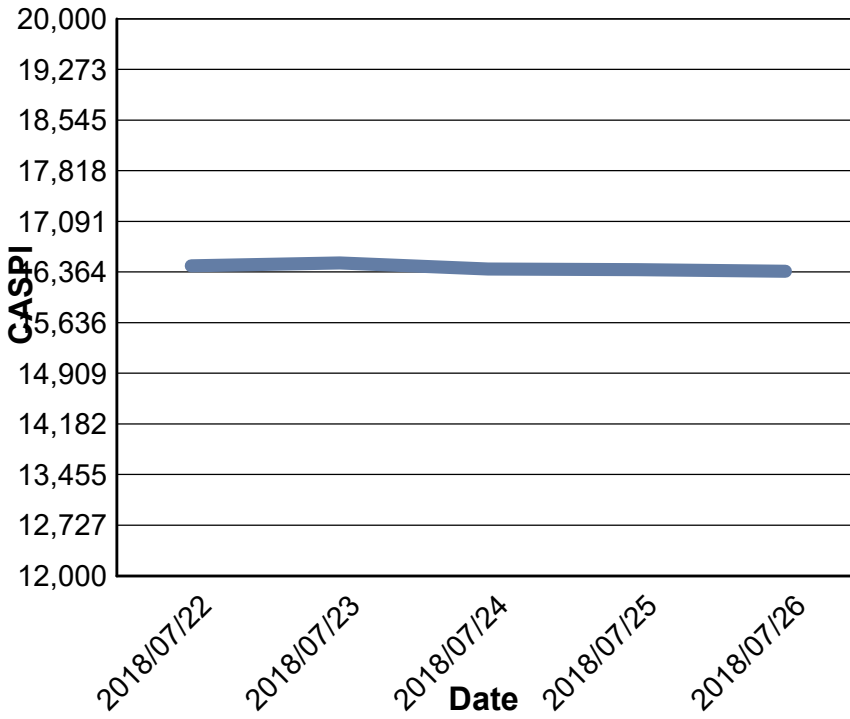
**Data for Turnover Value**



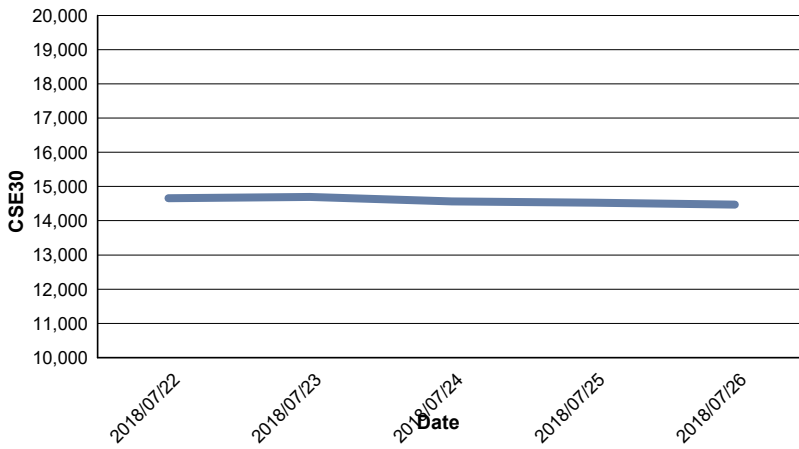
### Data for Turnover Volume



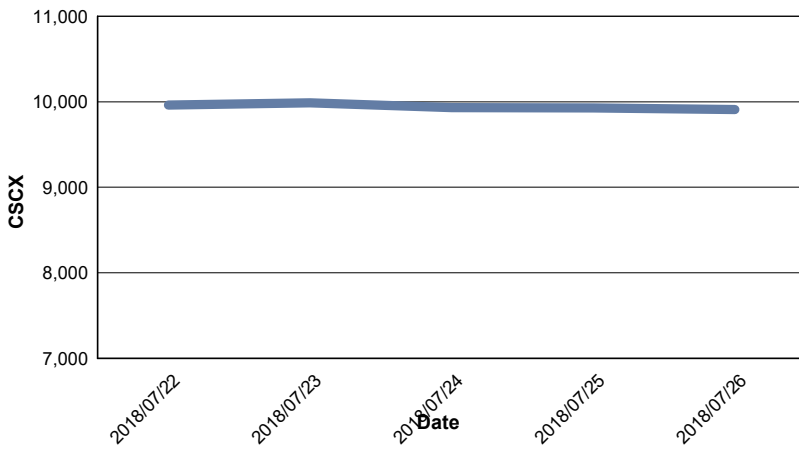
### CASPI Index



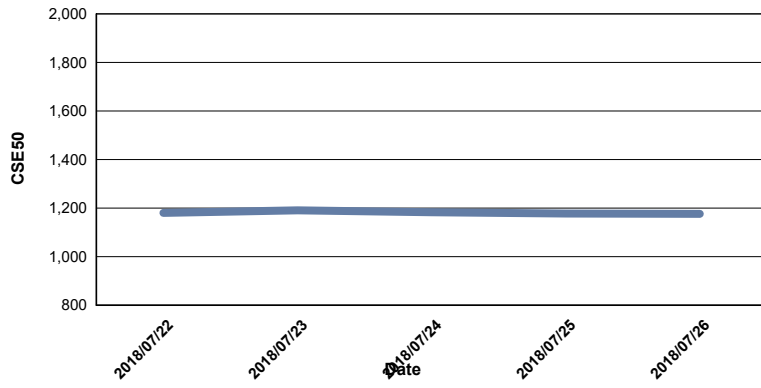
### Index CSE30



### Index CSCX



### Index CSE50



### Index CSI

