

Chittagong Stock Exchange

Weekly Market Summary

21-Nov-24

Week: 2024-11-17 to 2024-11-21 (Total 5 Days)

Total Turnover (BDT) :	402,962,666.60
Volume of Share (Nos):	14,005,456.00
Total Contact(Nos)	10,535
Total Scrip Traded	321

CATEGORY WISE TURNOVER		
Group	Turnover Value(BDT)	% of Total
A	172,721,314.40	42.86
B	209,478,610.10	51.98
N	12,699,216.30	3.15
Z	8,063,525.80	2.00

MAJOR INDICES IN THE WEEK						
Date	CASPI	CSE30	CSCX	CSE50	CSI	CSESMEX
11/14/2024	14880.2248	12407.1314	9062.5531	1,140.83	956.82	2,080.73
11/21/2024	14584.2659	12077.3225	8879.9050	1,115.28	929.75	2,069.92
change in %	-1.9889	-2.6582	-2.0154	-2.24	-2.83	-0.52

SCRIP PERFORMANCE IN THE WEEK	
Advanced	90
Declined	216
No Change	15
Total Traded Issues	321

TOP TEN GAINER COMPANIES BY CLOSING PRICE						
Scrip ID	Scrip Name	Category	Week Difference	Opening	Closing	Turnover (BDT)
14022	FINE FOODS LIMITED	B	25.07	168.30	210.50	76,549,117.30
11016	PRIME INSURANCE COMPANY LTD	A	24.92	32.10	40.10	642,000.00
10015	TRUST ISLAMI LIFE INSURANCE LTD.	B	24.66	30.00	37.40	694,024.90
11021	NITOL INSURANCE COMPANY LTD	A	23.13	25.50	31.40	770,252.00
11032	NORTHERN ISLAMI INSURANCE LIMITED	A	19.51	28.70	34.30	62,005.60
19007	BD MONOSPOOL PAPER MFG. CO. LTD.	A	16.79	129.80	151.60	139,499.30
11034	MERCANTILE ISLAMI INSURANCE PLC.	A	14.17	25.40	29.00	34,744.80
14023	RANGPUR DAIRY & FOOD PROD. LTD	B	13.22	18.90	21.40	42,992.40
12064	QUEEN SOUTH TEXTILE MILLS LTD.	B	13.04	11.50	13.00	235,794.10
10010	RUPALI LIFE INSURANCE CO. LTD.	A	12.85	88.70	100.10	405,740.00

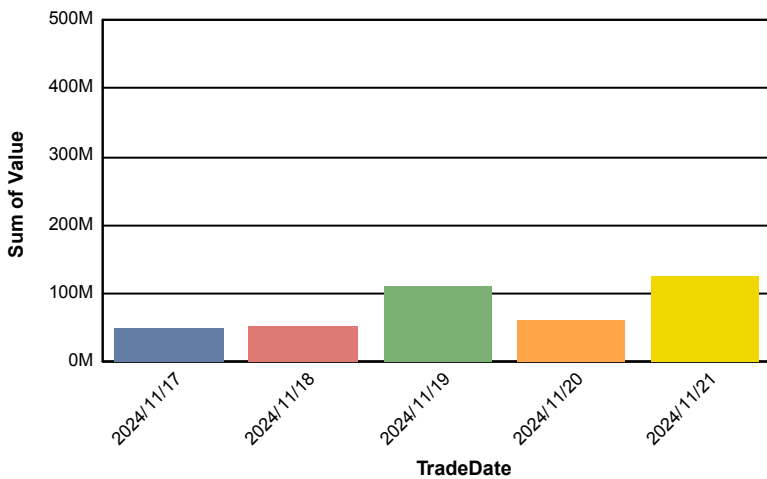
TOP TEN LOSER COMPANIES BY CLOSING PRICE

Scrip	Scrip Name	Category	Week Difference	Opening	Closing	Turnover (BDT)
24006	AGNI SYSTEMS LIMITED	B	-21.10	32.70	25.80	3,108,087.40
23005	SHINEPUKUR CERAMICS LIMITED	B	-17.36	14.40	11.90	904,210.30
12046	PARAMOUNT TEXTILE PLC	A	-17.07	52.70	43.70	66,057.10
12048	MATIN SPINNING MILLS PLC.	A	-16.52	56.90	47.50	3,717,488.40
25003	UTTARA FINANCE & INVESTME	Z	-15.26	19.00	16.10	46,250.00
13003	ADVANCED CHEMICAL INDUSTRIES	A	-14.57	147.50	126.00	232,695.60
12058	REGENT TEXTILE MILLS LTD.	Z	-13.95	4.30	3.70	31,026.30
16030	WESTERN MARINE SHIPYARD LTD.	Z	-12.98	7.70	6.70	328,227.90
19010	KHULNA PRINTING & PACKAGING LTD.	Z	-12.76	9.40	8.20	38,403.60
12056	TOSRIFA INDUSTRIES LTD.	B	-12.43	19.30	16.90	5,144.30

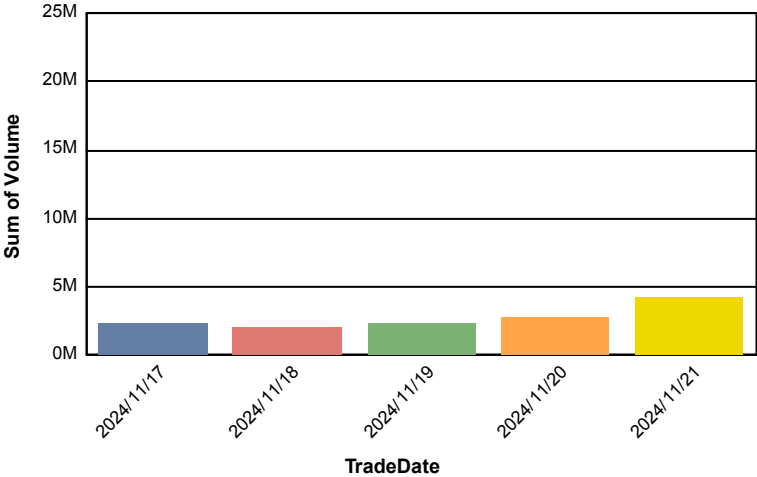
TOP TEN COMPANIES BY TURNOVER

Scrip ID	Scrip Name	Turnover (BDT)	Volume
22038	MIDLAND BANK LIMITED	97,914,241.30	3,017,895
14022	FINE FOODS LIMITED	76,549,117.30	404,504
32004	BD SHIPPING CORPORATION	12,914,247.70	130,610
14028	TAUFIKA FOODS & LOVELLO ICECREAM PLC	11,755,013.90	141,920
26003	ROBI AXIATA LIMITED	11,521,478.00	442,604
22004	UNITED COMMERCIAL BANK PLC.	10,679,177.10	1,055,457
25010	LANKABANGLA FINANCE PLC	7,301,253.90	362,287
13008	ORION INFUSION LIMITED	6,946,218.30	21,752
18012	BEST HOLDINGS LIMITED	6,239,307.90	296,286
22014	DHAKA BANK PLC.	5,331,862.00	477,909

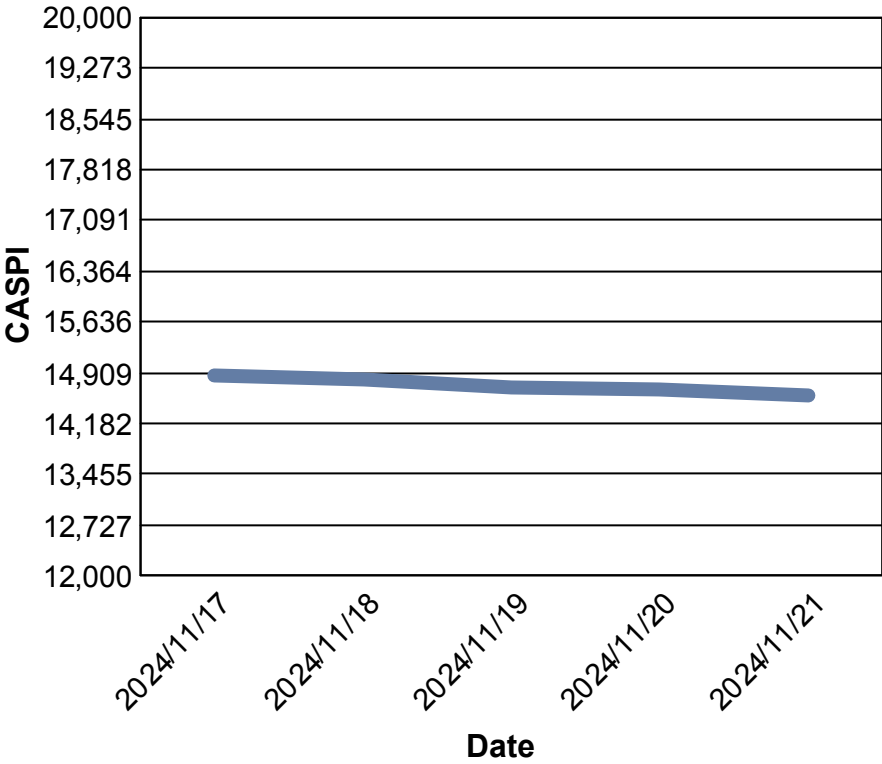
Data for Turnover Value



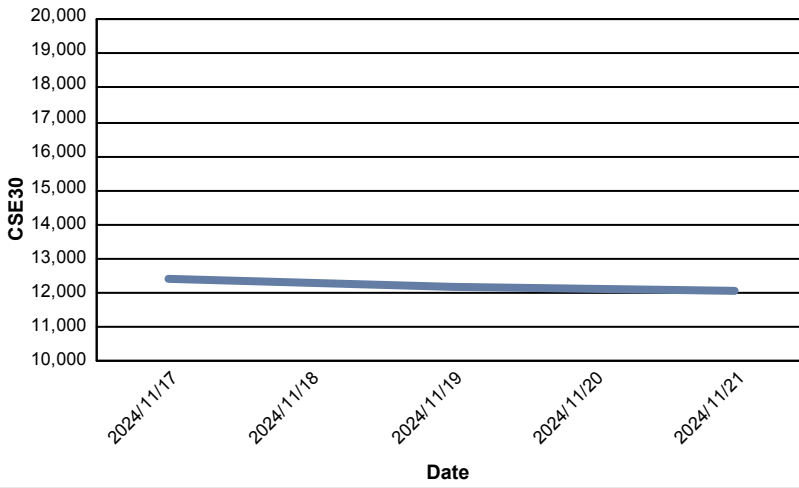
Data for Turnover Volume



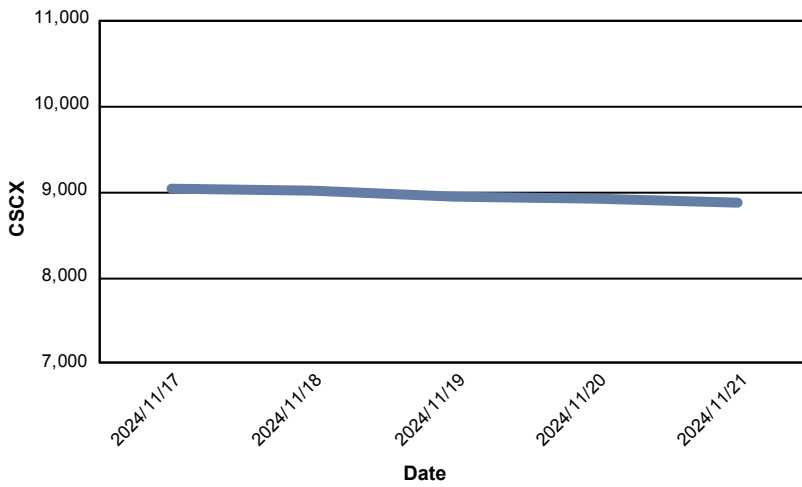
CASPI Index



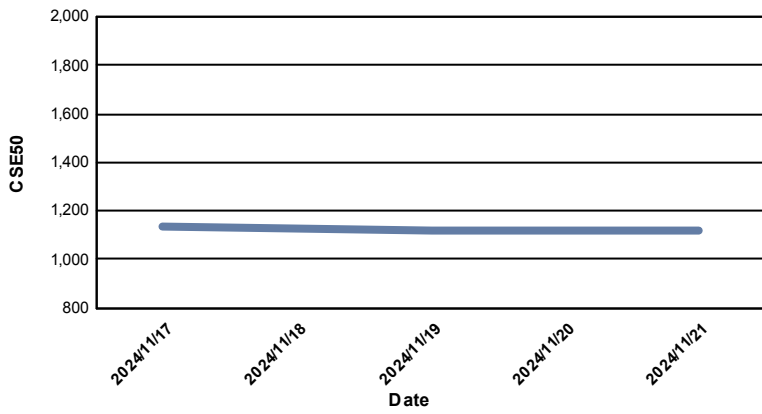
Index CSE30



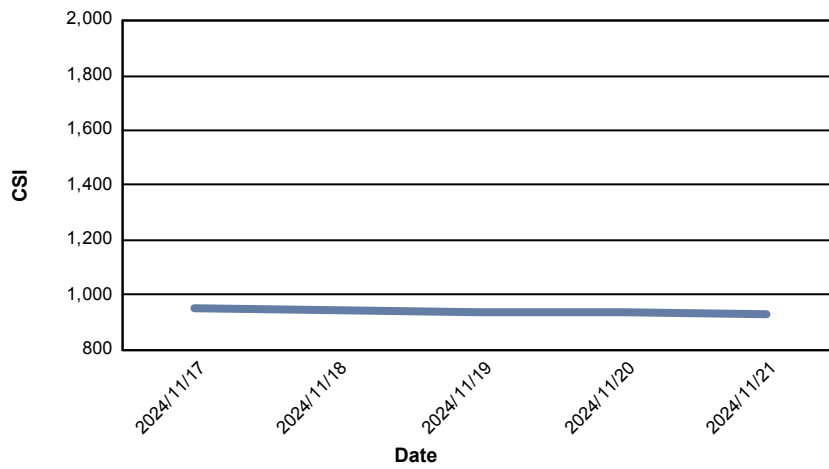
Index CSCX



Index CSE50



Index CSI



Index CSESMEX

