

# Chittagong Stock Exchange

22-Aug-24

## Weekly Market Summary

**Week:** 2024-08-18 to 2024-08-22 (Total 5 Days)

|                               |                |
|-------------------------------|----------------|
| <b>Total Turnover (BDT) :</b> | 518,035,117.80 |
| <b>Volume of Share (Nos):</b> | 18,064,872.00  |
| <b>Total Contact(Nos)</b>     | 16,693         |
| <b>Total Scrip Traded</b>     | 300            |

| CATEGORY WISE TURNOVER |                     |            |
|------------------------|---------------------|------------|
| Group                  | Turnover Value(BDT) | % of Total |
| A                      | 336,903,136.30      | 65.03      |
| B                      | 150,102,710.00      | 28.97      |
| N                      | 24,429,875.10       | 4.72       |
| Z                      | 6,599,396.40        | 1.27       |

| MAJOR INDICES IN THE WEEK |            |            |            |          |          |          |
|---------------------------|------------|------------|------------|----------|----------|----------|
| Date                      | CASPI      | CSE30      | CSCX       | CSE50    | CSI      | CSESMEX  |
| 08/15/2024                | 17031.5688 | 13332.0878 | 10259.0898 | 1,252.97 | 1,081.88 | 3,075.54 |
| 08/22/2024                | 16378.0440 | 12915.3778 | 9865.1672  | 1,210.39 | 1,038.99 | 2,761.11 |
| change in %               | -3.8371    | -3.1256    | -3.8397    | -3.40    | -3.96    | -10.22   |

| SCRIP PERFORMANCE IN THE WEEK |     |
|-------------------------------|-----|
| Advanced                      | 28  |
| Declined                      | 260 |
| No Change                     | 12  |
| Total Traded Issues           | 300 |

| TOP TEN GAINER COMPANIES BY CLOSING PRICE |                                   |          |                 |                |         |               |
|---|-----------------------------------|----------|-----------------|----------------|---------|---------------|
| Scrip ID                                  | Scrip Name                        | Category | Week Difference | Turnover (BDT) |         |               |
|   |                                   |          |                 | Opening        | Closing |               |
| 11002                                     | PEOPLES INSURANCE COMPANY LTD     | A        | 14.94           | 34.80          | 40.00   | 2,039,690.00  |
| 22038                                     | MIDLAND BANK LIMITED              | B        | 13.74           | 21.10          | 24.00   | 1,119,969.00  |
| 22008                                     | ISLAMI BANK BANGLADESH PLC.       | A        | 10.00           | 41.00          | 45.10   | 8,027,966.00  |
| 13604                                     | AL-MADINA PHARMACEUTICALS LIMITED | N        | 9.70            | 30.90          | 33.90   | 5,864.70      |
| 14026                                     | OLYMPIC INDUSTRIES LIMITED        | A        | 8.26            | 164.50         | 178.10  | 5,639,657.40  |
| 22020                                     | STANDARD BANK PLC.                | B        | 6.66            | 7.50           | 8.00    | 2,028,671.00  |
| 22003                                     | NATIONAL BANK LIMITED             | B        | 6.57            | 7.60           | 8.10    | 6,204,697.70  |
| 22004                                     | UNITED COMMERCIAL BANK PLC.       | A        | 4.44            | 13.50          | 14.10   | 11,506,294.50 |
| 12043                                     | ENVOY TEXTILES LIMITED            | A        | 4.27            | 37.40          | 39.00   | 4,524.00      |
| 20021                                     | ASSOCIATED OXYGEN LIMITED         | A        | 4.09            | 22.00          | 22.90   | 5,634,131.00  |

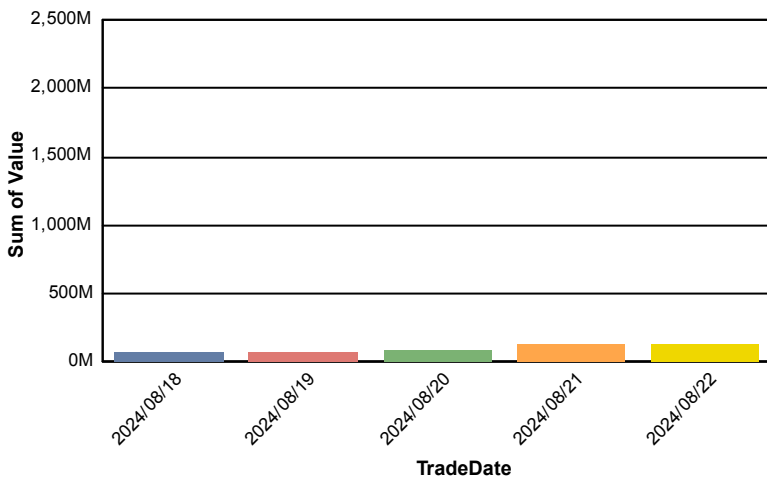
**TOP TEN LOSER COMPANIES BY CLOSING PRICE**

| Scrip | Scrip Name                        | Category | Week Difference | Opening | Closing | Turnover (BDT) |
|-------|-----------------------------------|----------|-----------------|---------|---------|----------------|
| 21042 | ICB AMCL SONALI BANK LTD 1STMF    | A        | -21.50          | 9.30    | 7.30    | 22,750.00      |
| 11041 | CRYSTAL INSURANCE COMPANY LIMITED | A        | -19.66          | 84.40   | 67.80   | 5,766,390.00   |
| 11016 | PRIME INSURANCE COMPANY LTD       | A        | -18.39          | 43.50   | 35.50   | 1,775.00       |
| 11006 | CENTRAL INSURANCE COMPANY LTD     | A        | -13.82          | 49.20   | 42.40   | 26,327.90      |
| 13005 | BEXIMCO PHARMACEUTICALS LTD       | A        | -13.80          | 85.50   | 73.70   | 26,204,367.40  |
| 13027 | ORION PHARMA LIMITED              | A        | -13.78          | 56.60   | 48.80   | 10,179,471.20  |
| 32601 | ORYZA AGRO INDUSTRIES LIMITED     | N        | -13.63          | 33.00   | 28.50   | 6,450,000.00   |
| 23005 | SHINEPUKUR CERAMICS LIMITED       | B        | -13.36          | 24.70   | 21.40   | 403,033.30     |
| 13028 | CENTRAL PHARMACEUTICALS LTD.      | B        | -13.11          | 18.30   | 15.90   | 580,137.00     |
| 10001 | DELTA LIFE INSURANCE COMPANY      | A        | -13.03          | 101.30  | 88.10   | 109,486.70     |

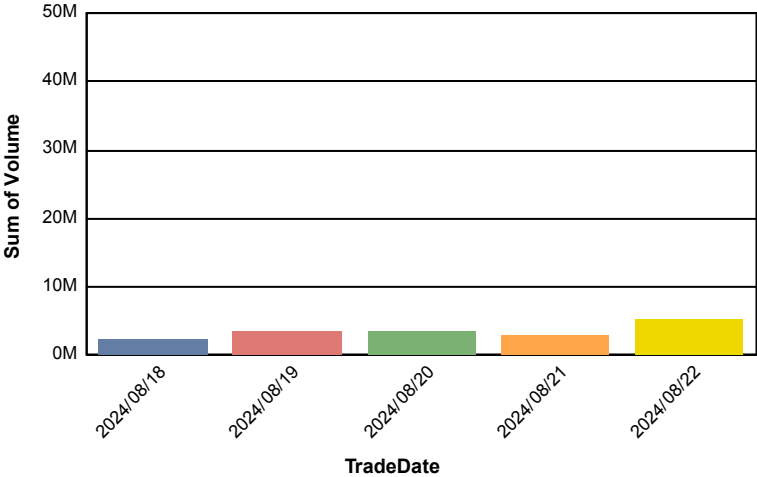
**TOP TEN COMPANIES BY TURNOVER**

| Scrip ID | Scrip Name                        | Turnover (BDT) | Volume    |
|----------|-----------------------------------|----------------|-----------|
| 13038    | JMI HOSPITAL REQUISITE MFG. LTD.  | 85,130,291.60  | 1,103,293 |
| 26001    | GRAMEENPHONE LIMITED              | 35,339,675.00  | 100,291   |
| 13005    | BEXIMCO PHARMACEUTICALS LTD       | 26,204,367.40  | 353,330   |
| 26003    | ROBI AXIATA LIMITED               | 24,041,528.40  | 781,304   |
| 15009    | LAFARGE HOLCIM BANGLADESH LIMITED | 19,634,681.10  | 303,476   |
| 32009    | BRITISH AMERICAN TOBACCO BD CO    | 18,441,874.00  | 45,022    |
| 22004    | UNITED COMMERCIAL BANK PLC.       | 11,506,294.50  | 848,379   |
| 13027    | ORION PHARMA LIMITED              | 10,179,471.20  | 179,036   |
| 25010    | LANKABANGLA FINANCE PLC           | 8,385,856.70   | 392,754   |
| 13040    | TECHNO DRUGS LIMITED              | 8,365,245.10   | 164,392   |

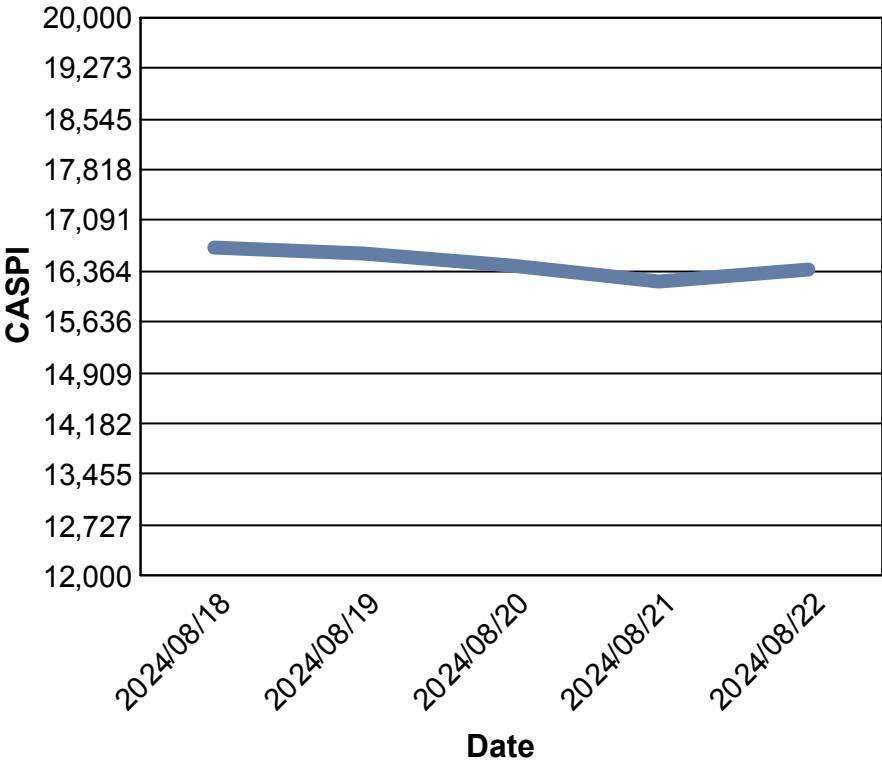
**Data for Turnover Value**



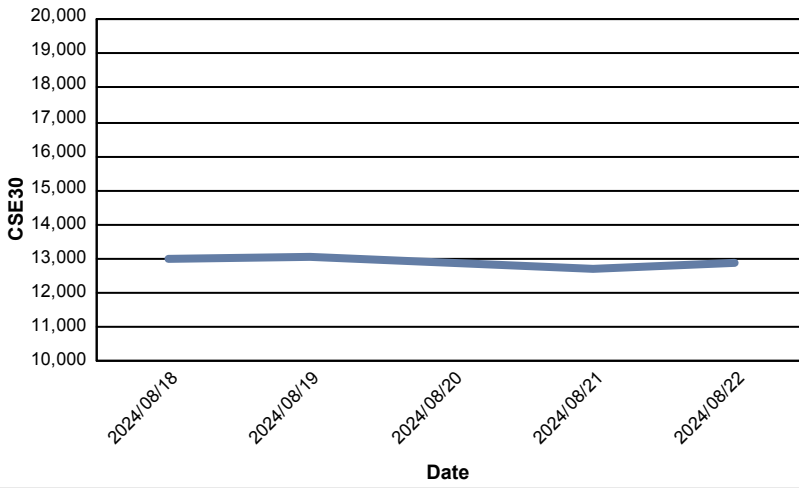
### Data for Turnover Volume



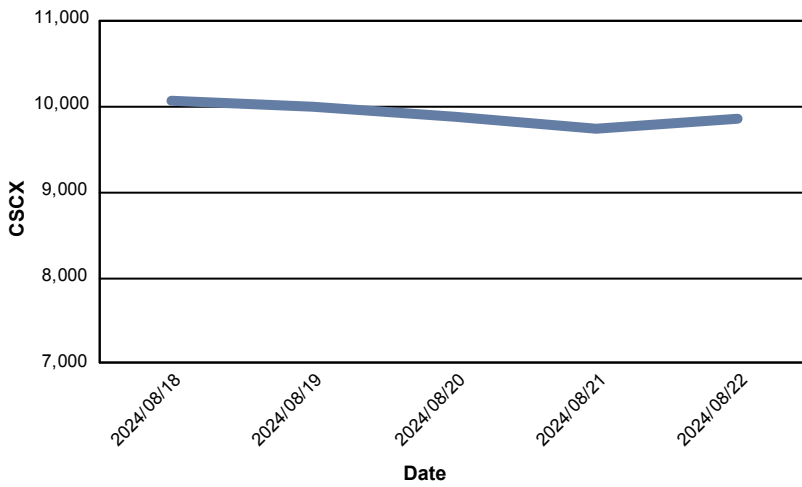
### CASPI Index



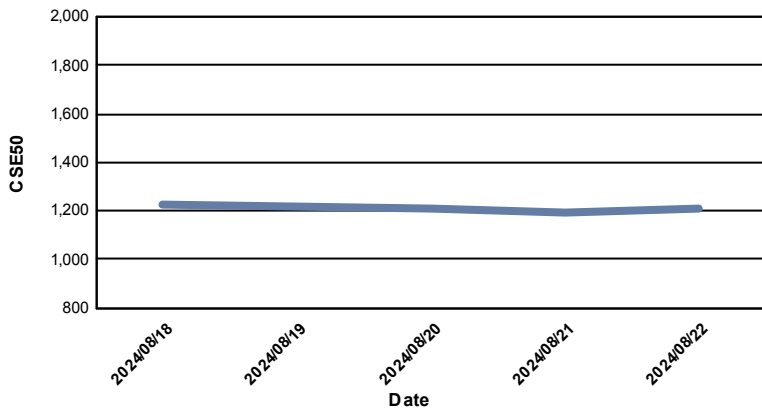
### Index CSE30



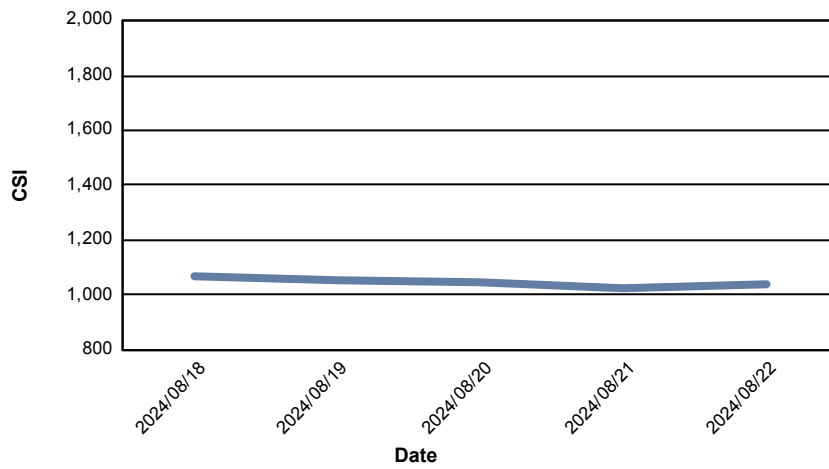
### Index CSCX



### Index CSE50



### Index CSI



### Index CSESMEX

