

# Chittagong Stock Exchange

## Weekly Market Summary

13-Mar-25

**Week:** 2025-03-09 to 2025-03-13 (Total 5 Days )

<b>Total Turnover (BDT) :</b>	339,924,867.40
<b>Volume of Share (Nos):</b>	11,876,864.00
<b>Total Contact(Nos)</b>	9,560
<b>Total Scrip Traded</b>	318

CATEGORY WISE TURNOVER		
Group	Turnover Value(BDT)	% of Total
A	258,501,311.20	76.04
B	65,616,800.00	19.30
N	5.90	0.00
Z	15,806,750.30	4.65

MAJOR INDICES IN THE WEEK						
Date	CASPI	CSE30	CSCX	CSE50	CSI	CSESMEX
03/06/2025	14502.8866	11797.2013	8794.7756	1,103.30	943.10	2,044.34
03/13/2025	14576.2722	11923.3971	8850.9481	1,111.81	945.96	2,087.67
change in %	0.5060	1.0697	0.6387	0.77	0.30	2.12

SCRIP PERFORMANCE IN THE WEEK	
Advanced	131
Declined	156
No Change	31
Total Traded Issues	318

TOP TEN GAINER COMPANIES BY CLOSING PRICE							
Scrip ID	Scrip Name	Category	Week Difference	Opening	Closing	Turnover (BDT)	
16020	S. ALAM COLD ROLLED STEELS LTD	B	32.83	20.10	26.70	2,879,531.60	
10009	PRIME ISLAMI LIFE INSURANCE	B	32.00	30.00	39.60	3,636.60	
21018	EBL FIRST MUTUAL FUND	A	17.02	4.70	5.50	121,345.00	
16002	QUASEM INDUSTRIES LIMITED	Z	16.66	28.20	32.90	96,950.00	
23005	SHINEPUKUR CERAMICS LIMITED	B	16.37	17.10	19.90	2,556,058.60	
11037	PROVATI INSURANCE CO. LTD	A	15.80	31.00	35.90	349,770.00	
17007	SAMATA LEATHER COMPLEX LTD	B	13.63	44.00	50.00	208,309.20	
13015	WATA CHEMICALS LTD.	A	13.32	105.10	119.10	145,310.60	
18004	SAMORITA HOSPITAL LIMITED	B	13.04	57.50	65.00	951.40	
14025	GOLDEN HARVEST AGRO INDS LTD.	B	12.50	12.80	14.40	2,400,122.00	

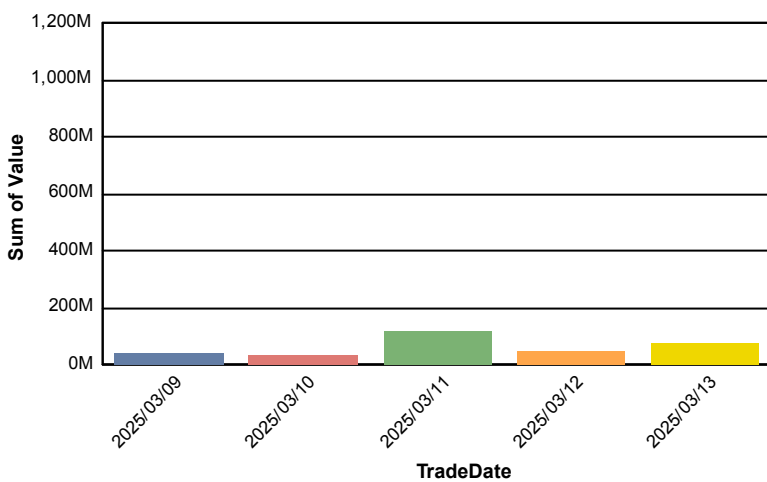
**TOP TEN LOSER COMPANIES BY CLOSING PRICE**

Scrip	Scrip Name	Category	Week Difference	Opening	Closing	Turnover (BDT)
14010	NATIONAL TEA COMPANY LIMITED	Z	-16.31	220.00	184.10	1,198,668.00
11027	PARAMOUNT INSURANCE CO. LTD	A	-13.78	37.00	31.90	109,690.70
12012	ALIF INDUSTRIAL LIMITED	A	-11.67	75.40	66.60	3,088,640.90
12065	AMAN COTTON FIBROUS LTD.	A	-10.55	19.90	17.80	8,875.00
24011	GENEX INFOSYS LIMITED	Z	-10.52	26.60	23.80	93,890.50
40001	IBBL MUDARABA PERPETUAL BOND	A	-10.16	703.50	632.00	18,123.50
10002	NATIONAL LIFE INSURANCE CO.LTD	A	-10.00	97.00	87.30	873.00
25014	Bangladesh Finance Limited	A	-9.83	12.20	11.00	54,523.20
32602	MASTER FEED AGROTECH LIMITED	N	-9.23	6.50	5.90	5.90
22038	MIDLAND BANK LIMITED	B	-9.09	18.70	17.00	762,758.50

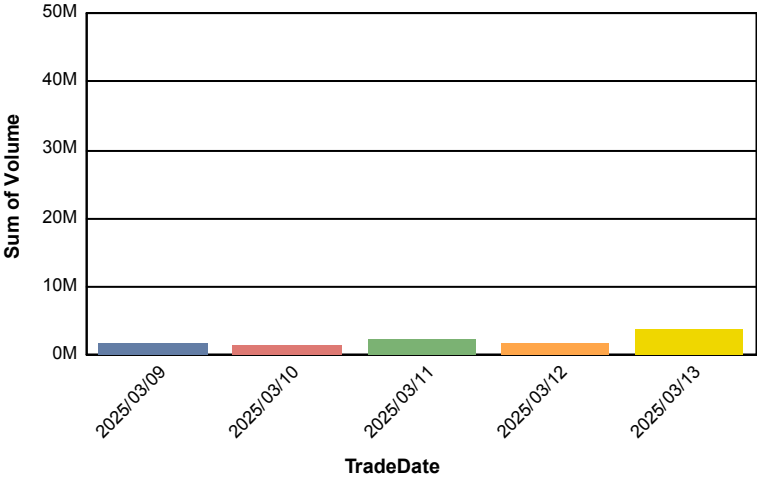
**TOP TEN COMPANIES BY TURNOVER**

Scrip ID	Scrip Name	Turnover (BDT)	Volume
14021	BEACH HATCHERY LTD.	70,010,870.00	575,175
14028	TAUFIKA FOODS & LOVELLO ICECREAM PLC	46,619,242.00	570,763
22004	UNITED COMMERCIAL BANK PLC.	27,306,442.90	2,465,001
14022	FINE FOODS LIMITED	21,403,200.00	115,200
12062	SHEPHERD INDUSTRIES PLC.	14,738,494.00	825,352
26003	ROBI AXIATA LIMITED	10,142,475.20	357,398
13002	SQUARE PHARMACEUTICALS PLC.	5,254,884.90	24,104
10012	SUNLIFE INSURANCE COMPANY LTD.	5,164,788.00	76,660
20020	INTRACO REFUELING STATION LTD.	4,792,033.50	220,549
13008	ORION INFUSION LIMITED	4,489,621.50	11,796

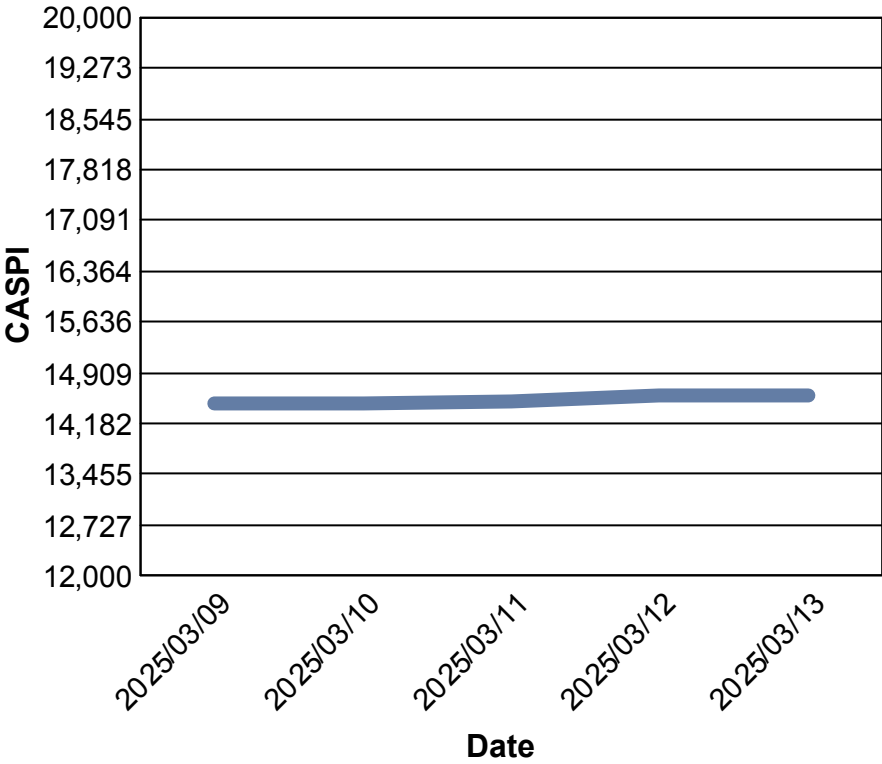
**Data for Turnover Value**



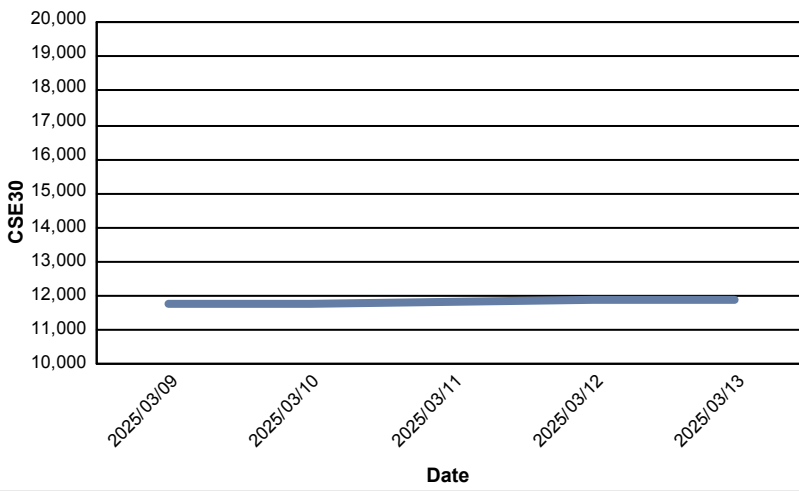
### Data for Turnover Volume



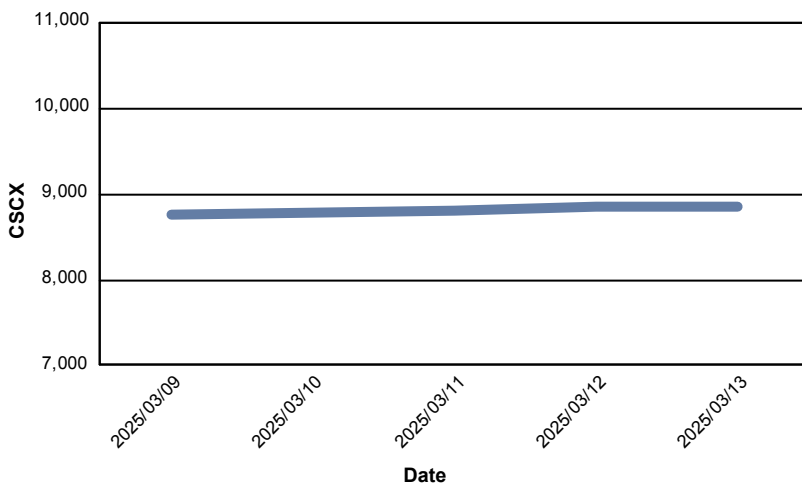
### CASPI Index



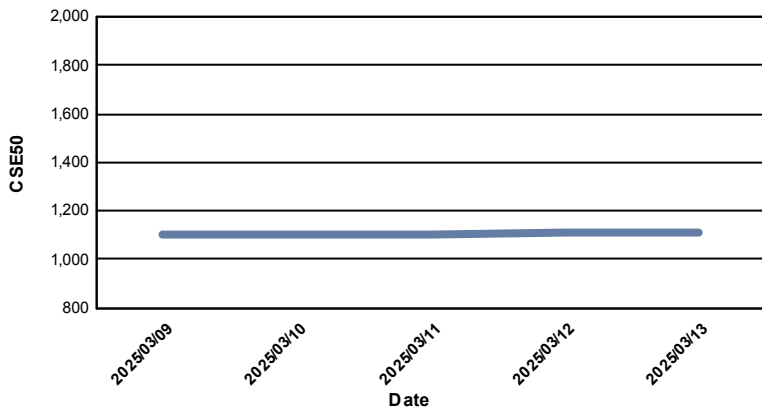
### Index CSE30



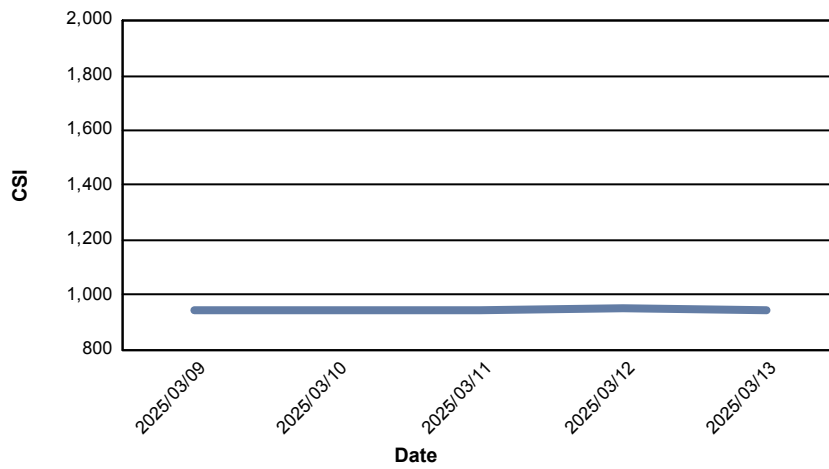
### Index CSCX



### Index CSE50



### Index CSI



### Index CSESMEX

