

# Chittagong Stock Exchange

15-Aug-24

## Weekly Market Summary

**Week:** 2024-08-11 to 2024-08-15 (Total 5 Days)

<b>Total Turnover (BDT) :</b>	950,213,820.50
<b>Volume of Share (Nos):</b>	40,290,312.00
<b>Total Contact(Nos)</b>	35,919
<b>Total Scrip Traded</b>	344

CATEGORY WISE TURNOVER		
Group	Turnover Value(BDT)	% of Total
A	689,761,540.20	72.58
B	183,772,143.20	19.34
N	48,760,138.20	5.13
Z	27,919,998.90	2.94

MAJOR INDICES IN THE WEEK						
Date	CASPI	CSE30	CSCX	CSE50	CSI	CSESMEX
08/08/2024	16799.7634	13369.7944	10132.0167	1,229.53	1,066.86	3,114.91
08/15/2024	17031.5688	13332.0878	10259.0898	1,252.97	1,081.88	3,075.54
change in %	1.3798	-0.2820	1.2542	1.91	1.41	-1.26

SCRIP PERFORMANCE IN THE WEEK	
Advanced	170
Declined	164
No Change	10
Total Traded Issues	344

TOP TEN GAINER COMPANIES BY CLOSING PRICE							
Scrip ID	Scrip Name	Category	Week Difference	Week		Turnover (BDT)	
				Opening	Closing	Closing	
25009	ISLAMIC FINANCE & INVESTMENT	B	56.48	10.80	16.90	1,657,225.80	
25022	FAREAST FINANCE & INVESTMENT L	Z	39.47	3.80	5.30	27,785.00	
10008	PRAGATI LIFE INSURANCE LTD.	A	37.92	131.30	181.10	28,315,836.40	
25004	FIRST FINANCE LIMITED	Z	37.83	3.70	5.10	4.00	
12037	THE DACCA DYEING & MFC. CO. LT	Z	31.68	10.10	13.30	2,060,680.00	
21018	EBL FIRST MUTUAL FUND	A	29.72	3.70	4.80	150,884.00	
25016	PHOENIX FINANCE & INVESTMENTS	A	25.92	8.10	10.20	1,079,690.00	
22027	SOCIAL ISLAMI BANK PLC.	A	25.55	9.00	11.30	5,226,170.90	
25005	MIDAS FINANCING LIMITED	B	25.00	10.00	12.50	1,253,641.30	
21023	DBH FIRST MUTUAL FUND	A	24.44	4.50	5.60	19,184.00	

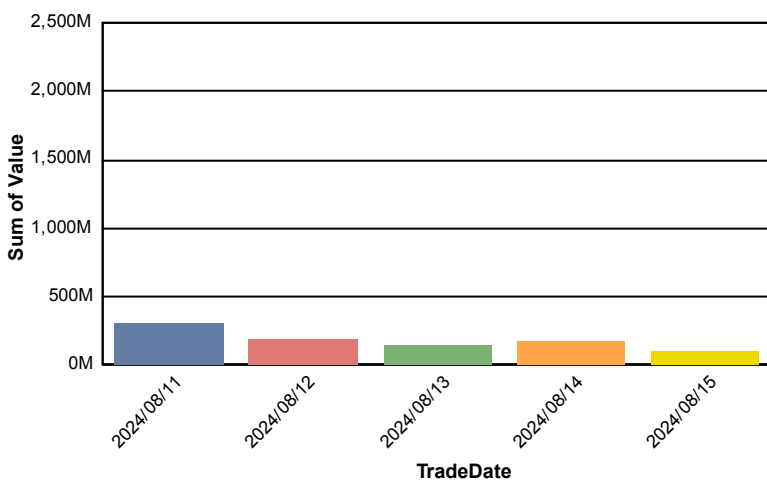
**TOP TEN LOSER COMPANIES BY CLOSING PRICE**

Scrip	Scrip Name	Category	Week Difference	Opening	Closing	Turnover (BDT)
13026	GLOBAL HEAVY CHEMICALS LIMITED	B	-21.09	42.20	33.30	105,536.40
21026	ICB AMCL 3RD NRB MUTUAL FUND	A	-17.74	6.20	5.10	52,225.50
11006	CENTRAL INSURANCE COMPANY LTD	A	-14.87	57.80	49.20	100,815.80
13037	NAVANA PHARMACEUTICALS PLC.	A	-13.89	84.20	72.50	3,065,920.00
23005	SHINEPUKUR CERAMICS LIMITED	B	-13.33	28.50	24.70	46,833.80
19003	SONALI PAPER & BOARD MILLS LIMITED	A	-13.21	270.10	234.40	1,308,658.30
16009	BD.THAI ALUMINIUM LIMITED	B	-12.82	19.50	17.00	2,047,924.90
14027	EMERALD OIL INDUSTRIES LIMITED	A	-12.12	42.90	37.70	2,143,965.20
14012	RAHIMA FOOD CORPORATION LTD	A	-12.06	145.00	127.50	2,006,273.60
16035	BBS CABLES PLC.	B	-11.98	31.70	27.90	1,975,094.60

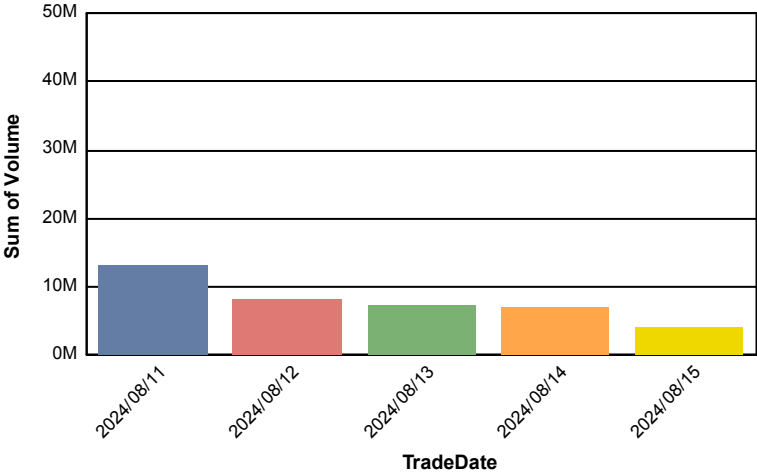
**TOP TEN COMPANIES BY TURNOVER**

Scrip ID	Scrip Name	Turnover (BDT)	Volume
26003	ROBI AXIATA LIMITED	79,998,855.80	2,362,584
26001	GRAMEENPHONE LIMITED	52,664,807.80	145,025
22029	BRAC BANK PLC.	48,839,405.30	949,006
32009	BRITISH AMERICAN TOBACCO BD CO	41,535,529.90	98,847
10008	PRAGATI LIFE INSURANCE LTD.	28,315,836.40	173,310
11010	BD GENERAL INSURANCE COMPANY PLC.	27,710,747.10	701,467
13040	TECHNO DRUGS LIMITED	27,125,516.70	483,262
22002	AB BANK LIMITED	26,226,230.90	2,414,116
22006	THE CITY BANK PLC.	23,083,923.30	905,972
22010	INTL FINANCE INV & COMM BANK PLC.	22,800,153.80	2,136,237

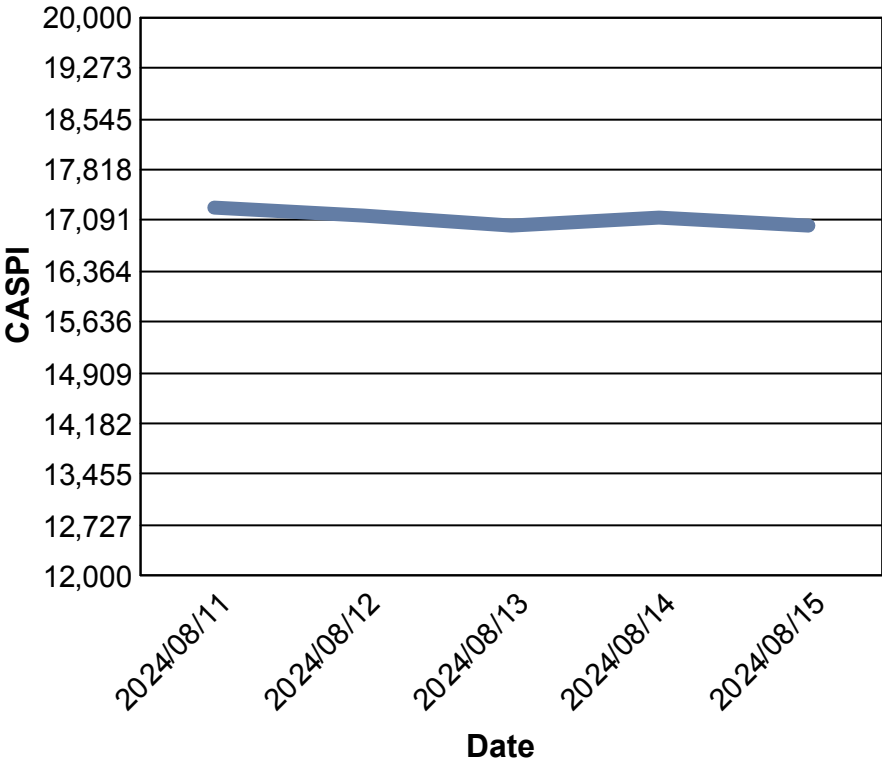
**Data for Turnover Value**



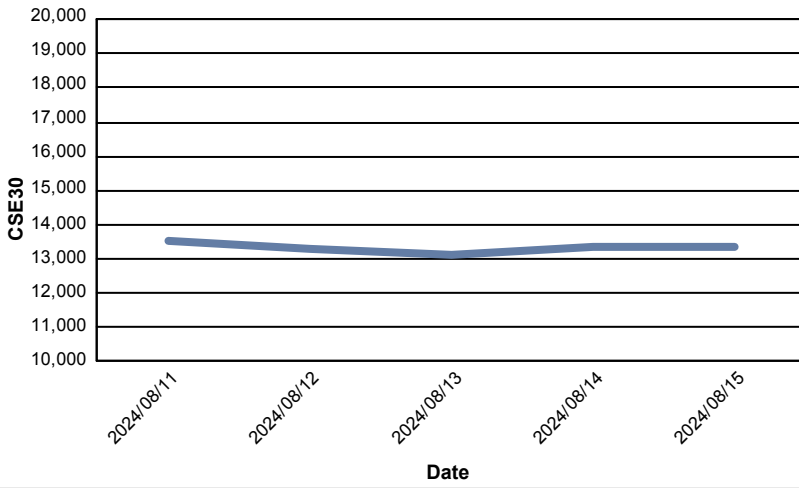
### Data for Turnover Volume



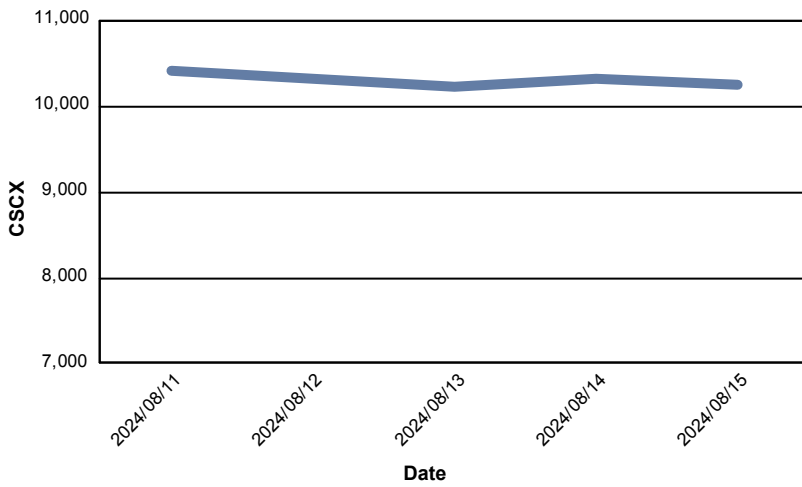
### CASPI Index



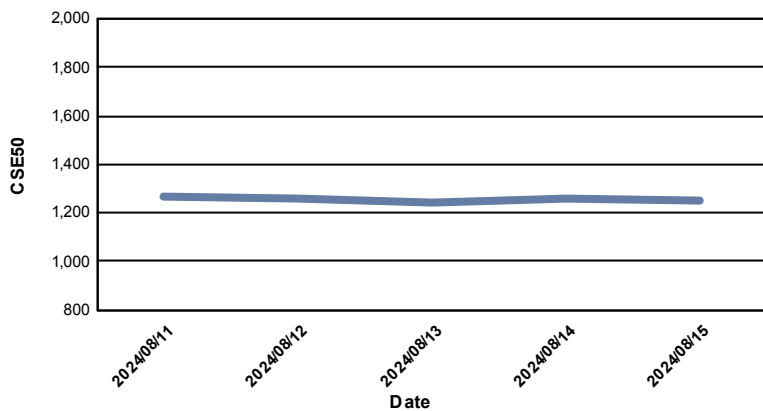
### Index CSE30



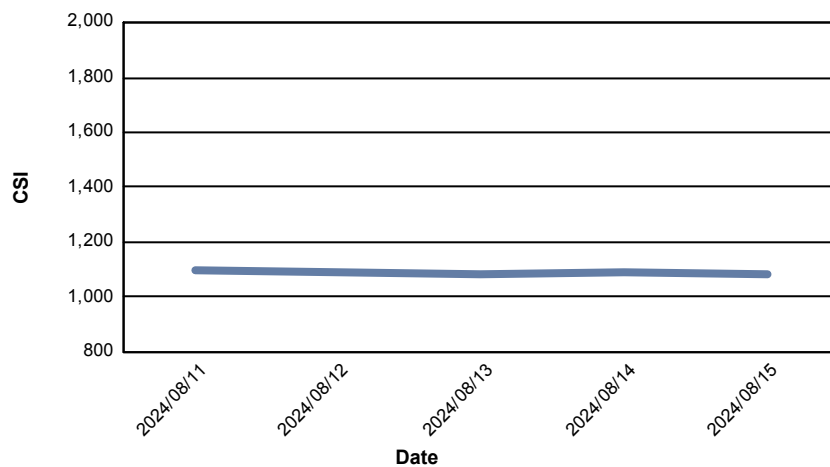
### Index CSCX



### Index CSE50



### Index CSI



### Index CSESMEX

