

Chittagong Stock Exchange

01-Aug-24

Weekly Market Summary

Week: 2024-07-28 to 2024-08-01 (5 days)

Total Turnover (BDT) :	3,969,665,301.50
Volume of Share (Nos):	71,186,900.00
Total Contact(Nos)	19,014
Total Scrip Traded	303

CATEGORY WISE TURNOVER		
Group	Turnover Value(BDT)	% of Total
A	3,681,747,951.70	92.74
B	157,384,302.50	3.96
N	127,754,836.60	3.21
Z	2,778,210.70	0.07

MAJOR INDICES IN THE WEEK						
Date	CASPI	CSE30	CSCX	CSE50	CSI	CSESMEX
07/25/2024	15415.3718	12079.1473	9285.5989	1,102.82	1,002.81	3,071.81
08/01/2024	15119.2368	11923.0414	9113.3130	1,085.70	983.27	3,050.03
change in %	-1.9210	-1.2924	-1.8554	-1.55	-1.95	-0.71

SCRIP PERFORMANCE IN THE WEEK	
Advanced	47
Declined	230
No Change	26
Total Traded Issues	303

TOP TEN GAINER COMPANIES BY CLOSING PRICE							
Scrip ID	Scrip Name	Category	Week		Closing	Turnover (BDT)	
			Difference	Opening			
13040	TECHNO DRUGS LIMITED	N	50.11	42.30	63.50	102,387,988.40	
14603	AGRO ORGANICA PLC	N	13.16	43.30	49.00	1,225,047.60	
10012	SUNLIFE INSURANCE COMPANY LTD.	B	10.70	54.20	60.00	672,492.00	
32019	KHAN BROTHERS PP WOVEN BAG INDUS	B	9.80	111.20	122.10	8,472,803.40	
22021	ONE BANK PLC.	B	9.58	7.30	8.00	1,742,105.10	
22005	RUPALI BANK PLC.	Z	9.23	26.00	28.40	169,929.00	
32602	MASTER FEED AGROTECH LIMITED	N	7.50	12.00	12.90	64,500.00	
22039	NRB BANK LIMITED	N	7.03	12.80	13.70	7,743,526.90	
10010	RUPALI LIFE INSURANCE CO. LTD.	A	6.70	158.10	168.70	319,323,525.00	
13025	SALVO CHEMICAL INDUSTRY LTD	B	6.25	48.00	51.00	404,872.80	

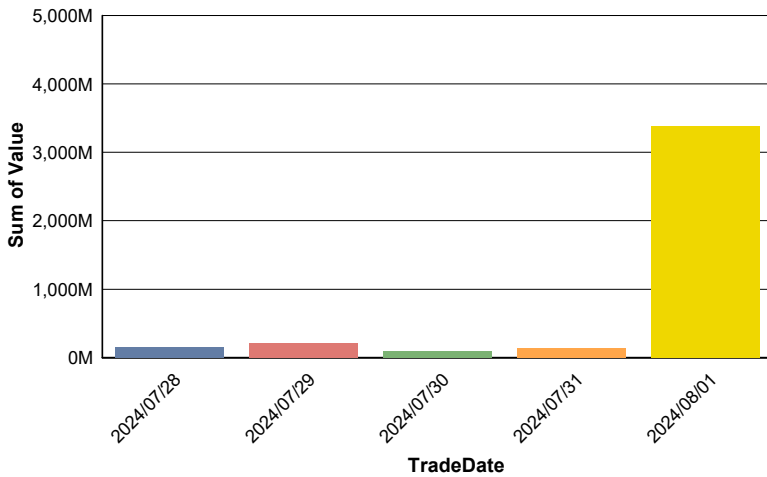
TOP TEN LOSER COMPANIES BY CLOSING PRICE

Scrip ID	Scrip Name	Category	Week Difference	Opening	Closing	Turnover (BDT)
20014	GBB POWER LIMITED	Z	-22.54	10.20	7.90	60,536.00
12054	SHASHA DENIMS LTD.	A	-20.08	24.90	19.90	7,201.50
12031	SAFKO SPINNING MILLS LTD	Z	-19.14	14.10	11.40	5,130.00
11002	PEOPLES INSURANCE COMPANY LTD	A	-17.15	40.80	33.80	67,600.00
10011	PADMA ISLAMI LIFE INSURANCE LT	Z	-16.59	24.70	20.60	103,470.50
19012	PAPER PROCESSING & PACKAGING LIMIT	A	-13.04	164.00	142.60	799,172.00
10001	DELTA LIFE INSURANCE COMPANY	A	-12.82	85.00	74.10	124,794.20
14012	RAHIMA FOOD CORPORATION LTD	A	-11.35	143.50	127.20	349,717.60
13023	BEACON PHARMACEUTICALS PLC.	A	-10.95	145.10	129.20	55,090.50
11046	MEGHNA INSURANCE COMPANY LTD.	A	-10.56	30.30	27.10	159,116.30

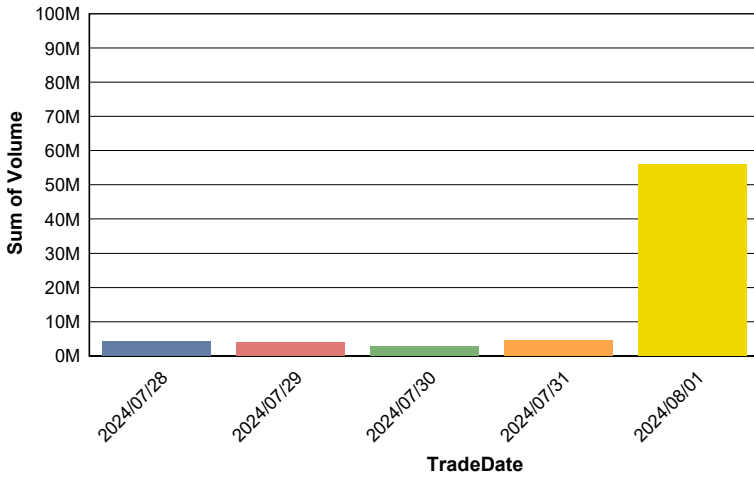
TOP TEN COMPANIES BY TURNOVER

Scrip ID	Scrip Name	Turnover (BDT)	Volume
32009	BRITISH AMERICAN TOBACCO BD CO	1,572,357,788.80	4,430,423
20008	MEGHNA PETROLEUM LIMITED	500,086,681.00	2,500,437
22007	PUBALI BANK LIMITED	395,213,471.50	14,478,347
22006	THE CITY BANK PLC.	349,303,513.40	16,249,467
22024	UTTARA BANK PLC.	323,825,672.40	15,061,417
10010	RUPALI LIFE INSURANCE CO. LTD.	319,323,525.00	1,940,030
13040	TECHNO DRUGS LIMITED	102,387,988.40	1,834,326
13038	JMI HOSPITAL REQUISITE MFG. LTD.	89,033,350.20	1,207,381
22029	BRAC BANK PLC.	71,154,281.10	1,830,280
15009	LAFARGE HOLCIM BANGLADESH LIMITED	24,285,837.20	427,157

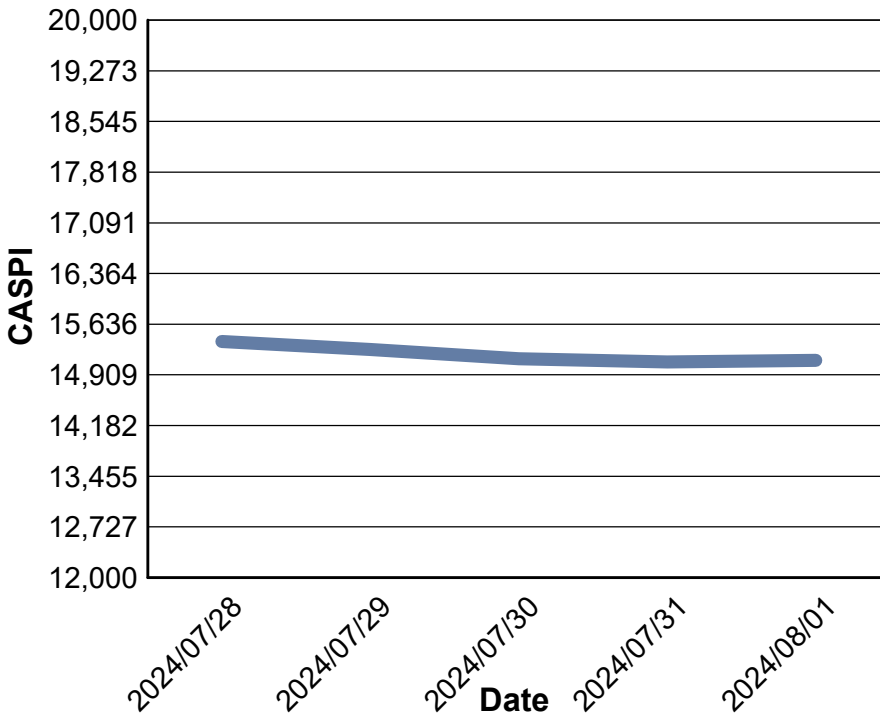
Data for Turnover Value



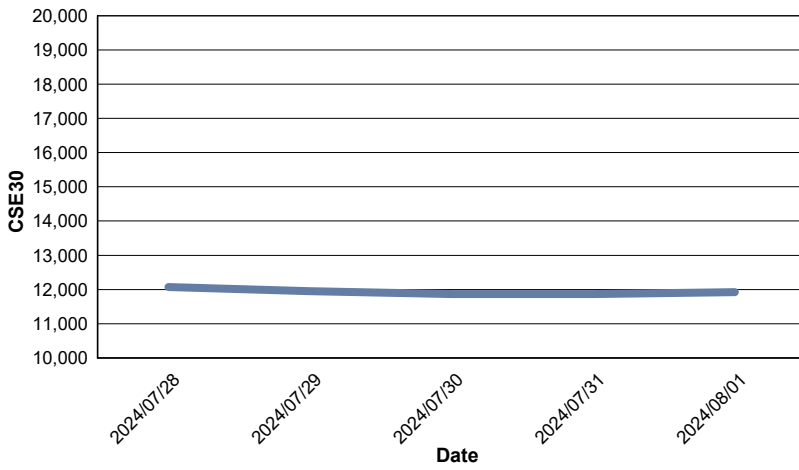
Data for Turnover Volume



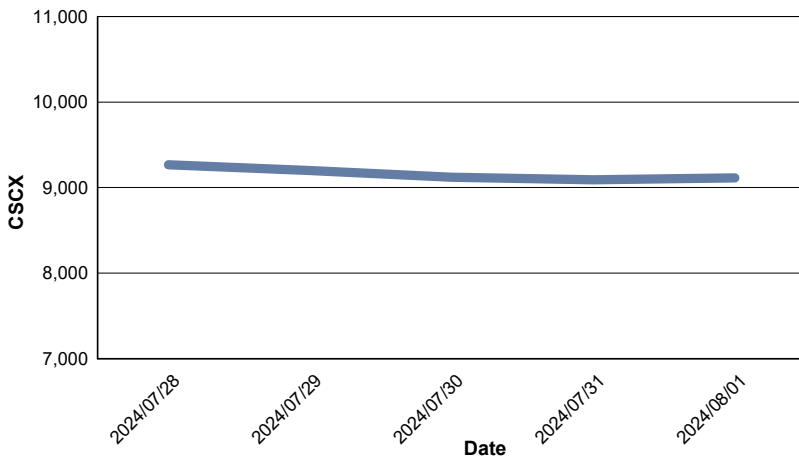
CASPI Index



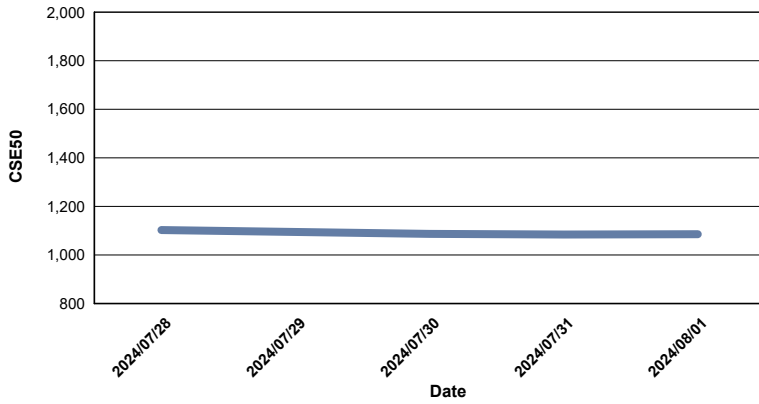
Index CSE30



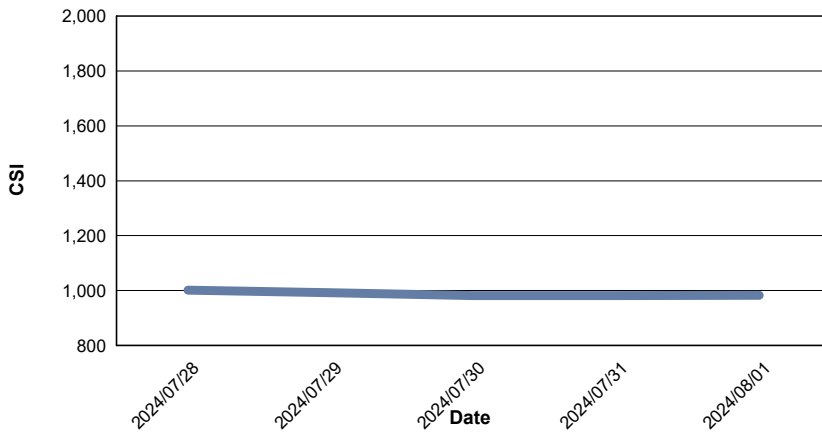
Index CSCX



Index CSE50



Index CSI



Index CSESMEX

