

Chittagong Stock Exchange

Weekly Market Summary

13-Feb-25

Week: 2025-02-09 to 2025-02-13 (Total 5 Days)

Total Turnover (BDT) :	291,844,471.60
Volume of Share (Nos):	10,788,217.00
Total Contact(Nos)	9,976
Total Scrip Traded	306

CATEGORY WISE TURNOVER		
Group	Turnover Value(BDT)	% of Total
A	173,435,009.60	59.42
B	86,771,268.70	29.73
N	8,564,958.00	2.93
Z	23,073,235.30	7.90

MAJOR INDICES IN THE WEEK						
Date	CASPI	CSE30	CSCX	CSE50	CSI	CSESMEX
02/06/2025	14512.2399	11981.5220	8803.0181	1,107.34	938.95	2,108.99
02/13/2025	14529.4741	11965.7605	8801.8490	1,107.03	942.98	2,143.85
change in %	0.1188	-0.1315	-0.0133	-0.03	0.43	1.65

SCRIP PERFORMANCE IN THE WEEK	
Advanced	144
Declined	131
No Change	31
Total Traded Issues	306

TOP TEN GAINER COMPANIES BY CLOSING PRICE							
Scrip ID	Scrip Name	Category	Week Difference	Opening	Closing	Turnover (BDT)	
16602	WONDERLAND TOYS LIMITED	N	41.17	30.60	43.20	9,408.00	
12070	NEW LINE CLOTHINGS LIMITED	Z	34.40	9.30	12.50	1,691,972.00	
16027	APPOLLO ISPAT COMPLEX LTD.	Z	23.68	3.80	4.70	1,282,836.00	
13033	SILVA PHARMACEUTICALS LIMITED	B	20.22	8.90	10.70	79,797.00	
12051	TUNG HAI KNITTING & DYEING LTD.	Z	17.24	2.90	3.40	14,870.00	
25009	ISLAMIC FINANCE & INVESTMENT	B	17.00	10.00	11.70	102,686.30	
19003	SONALI PAPER & BOARD MILLS LIMITED	A	15.82	132.10	153.00	1,154,301.20	
20006	POWER GRID COMPANY OF BD LTD.	A	15.26	32.10	37.00	1,400,434.40	
12063	NURANI DYEING & SWEATER LTD.	Z	15.00	4.00	4.60	525,172.10	
13029	AFC AGRO BIOTECH LTD.	Z	13.33	9.00	10.20	985.00	

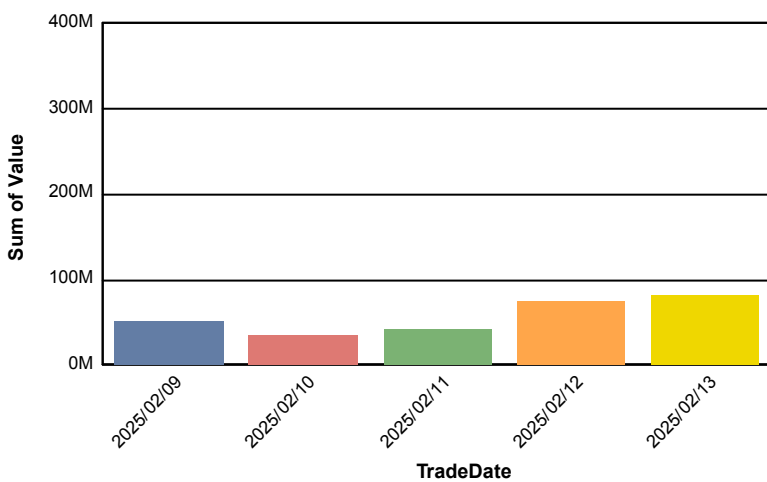
TOP TEN LOSER COMPANIES BY CLOSING PRICE

Scrip	Scrip Name	Category	Week Difference	Opening	Closing	Turnover (BDT)
11040	EXPRESS INSURANCE LIMITED	B	-12.64	51.40	44.90	36,740.00
11041	CRYSTAL INSURANCE COMPANY LIMITED	A	-10.96	53.80	47.90	578,216.80
15001	CONFIDENCE CEMENT PLC.	A	-10.82	59.10	52.70	1,552,664.20
32007	HAMI INDUSTRIES LTD	Z	-10.33	121.00	108.50	45,452.00
11042	DESH GENERAL INSURANCE COMPANY L	B	-10.00	22.00	19.80	20,750.00
21019	ICB AMCL SECOND MUTUAL FUND	A	-10.00	6.00	5.40	13,500.00
11017	PIONEER INSURANCE COMPANY LTD	A	-9.89	48.50	43.70	50,473.50
11016	PRIME INSURANCE COMPANY LTD	A	-9.76	38.90	35.10	3,510.00
12017	ALLTEX INDUSTRIES LIMITED	Z	-9.65	14.50	13.10	66,409.80
19012	PAPER PROCESSING & PACKAGING LIMIT	A	-9.34	102.70	93.10	100,700.00

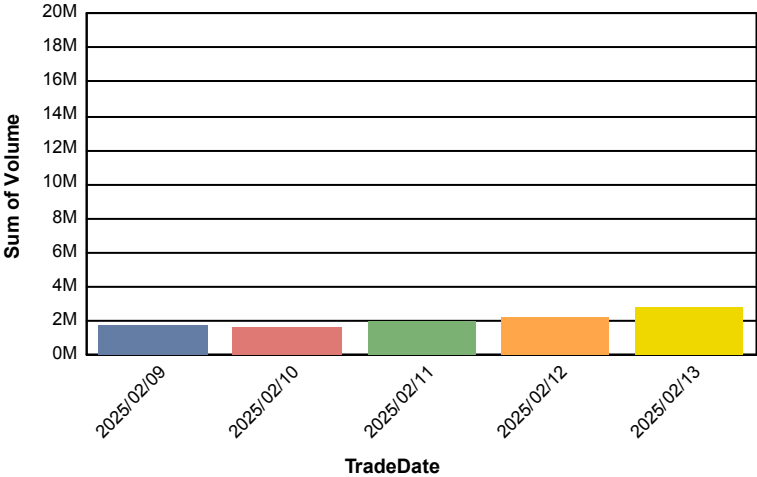
TOP TEN COMPANIES BY TURNOVER

Scrip ID	Scrip Name	Turnover (BDT)	Volume
13003	ADVANCED CHEMICAL INDUSTRIES	35,450,777.20	228,399
32019	KHAN BROTHERS PP WOVEN BAG INDUSTRI	31,781,556.60	200,451
14028	TAUFIKA FOODS & LOVELLO ICECREAM PLC	20,548,082.00	251,260
10012	SUNLIFE INSURANCE COMPANY LTD.	13,649,386.80	209,064
26003	ROBI AXIATA LIMITED	12,467,382.10	429,683
22039	NRB BANK LIMITED	8,839,409.10	671,194
18012	BEST HOLDINGS LIMITED	5,416,069.60	299,025
13601	MAMUN AGRO PRODUCTS LIMITED	5,220,000.00	150,000
19006	SINOBANGLA INDUSTRIES LIMITED	4,257,171.00	96,205
32009	BRITISH AMERICAN TOBACCO BD CO	4,126,404.80	11,841

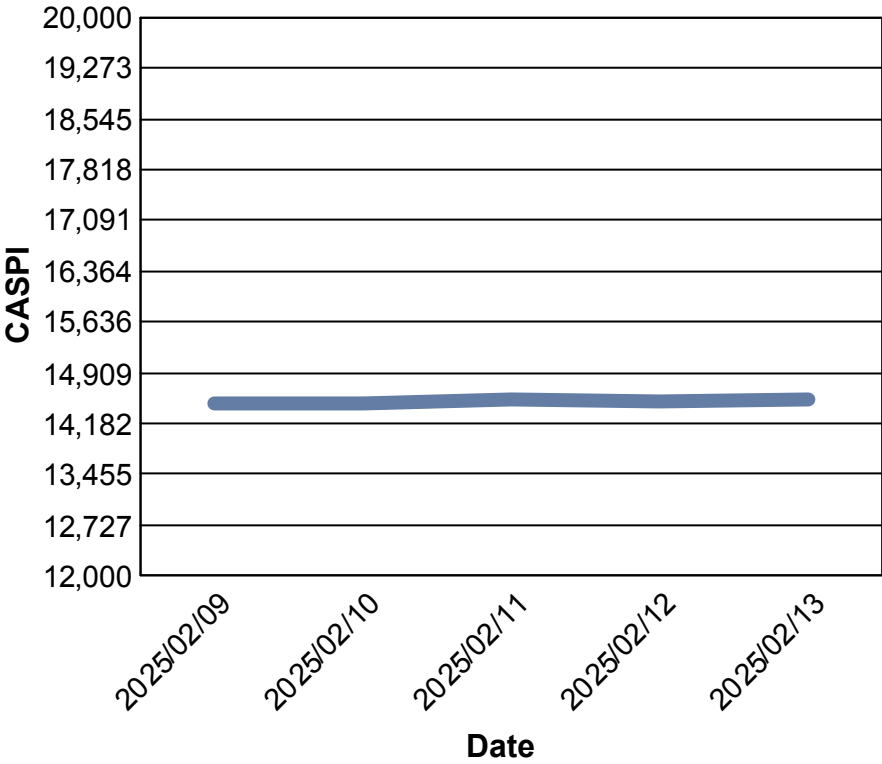
Data for Turnover Value



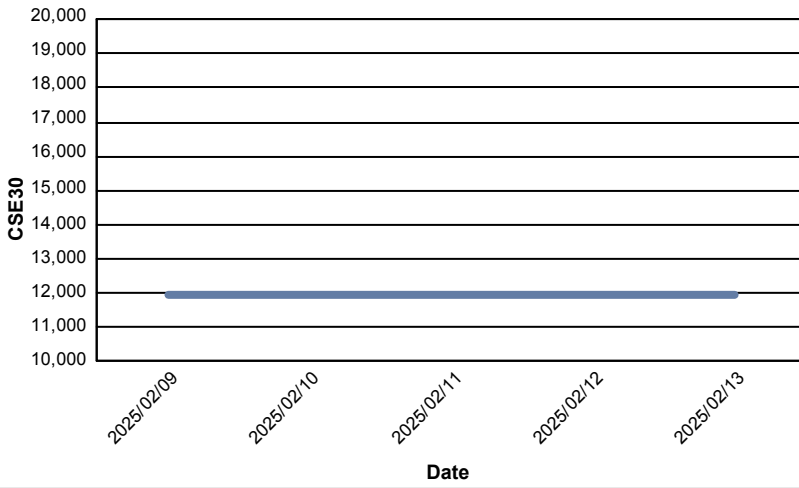
Data for Turnover Volume



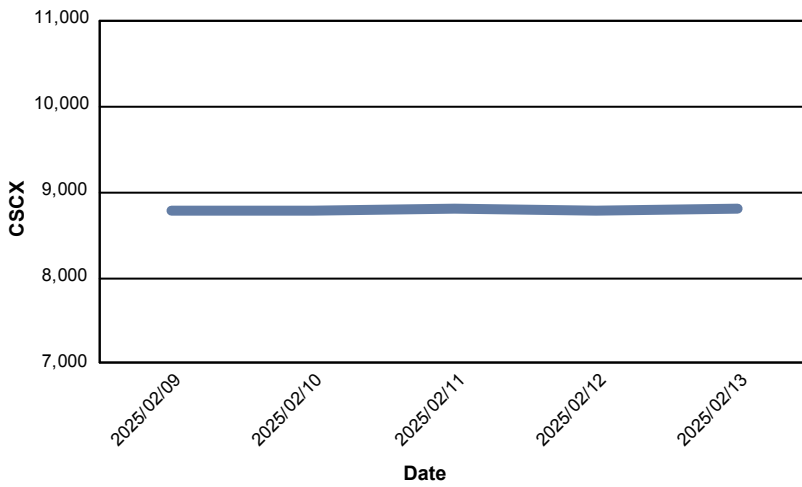
CASPI Index



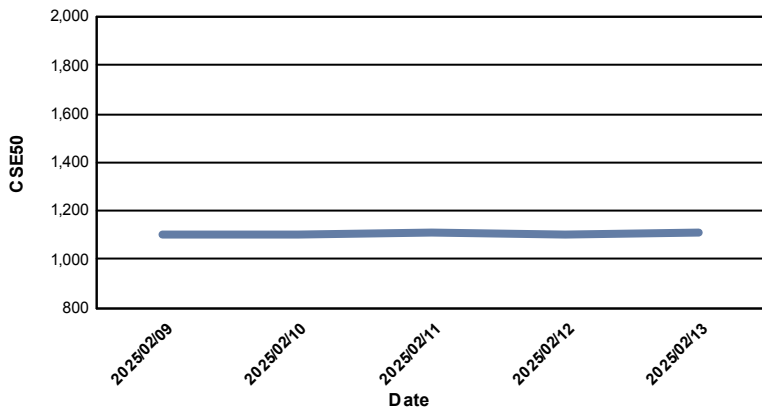
Index CSE30



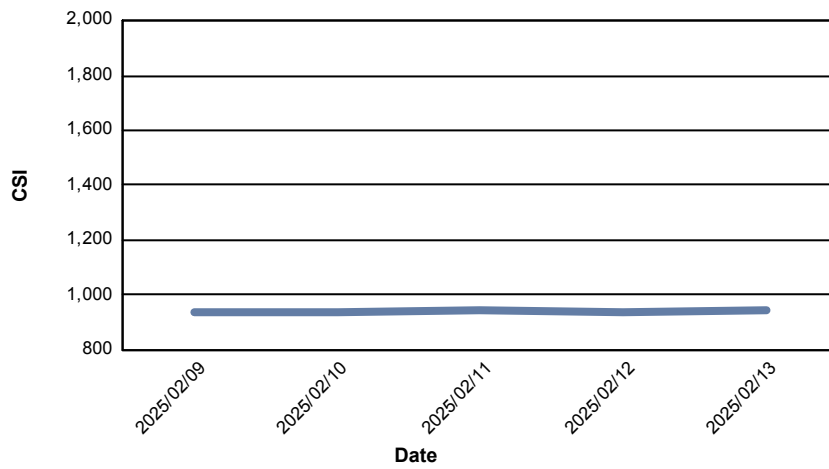
Index CSCX



Index CSE50



Index CSI



Index CSESMEX

