

Chittagong Stock Exchange

02-Jan-25

Weekly Market Summary

Week: 2024-12-29 to 2025-01-02 (Total 4 Days excluding 31st december 2024)

Total Turnover (BDT) :	1,674,650,152.90
Volume of Share (Nos):	13,961,238.00
Total Contact(Nos)	6,555
Total Scrip Traded	281

CATEGORY WISE TURNOVER		
Group	Turnover Value(BDT)	% of Total
A	1,605,543,860.20	95.87
B	58,321,988.00	3.48
N	3,800,468.60	0.23
Z	6,983,836.10	0.42

MAJOR INDICES IN THE WEEK						
Date	CASPI	CSE30	CSCX	CSE50	CSI	CSESMEX
01/02/2025	14552.3055	12092.7029	8859.5154	1,120.13	932.01	2,048.52
12/26/2024	14435.4522	11869.2232	8793.9542	1,106.91	929.04	2,014.25
change in %	0.8095	1.8829	0.7455	1.19	0.32	1.70

SCRIP PERFORMANCE IN THE WEEK	
Advanced	127
Declined	124
No Change	30
Total Traded Issues	281

TOP TEN GAINER COMPANIES BY CLOSING PRICE							
Scrip ID	Scrip Name	Category	Week			Turnover (BDT)	
			Difference	Opening	Closing		
16030	WESTERN MARINE SHIPYARD LTD.	Z	43.07	6.50	9.30	2,565,935.10	
13602	STAR ADHESIVES LIMITED	N	29.01	48.60	62.70	43.80	
19010	KHULNA PRINTING & PACKAGING LTD.	Z	24.69	8.10	10.10	192,093.10	
32007	HAMI INDUSTRIES LTD	Z	19.06	96.00	114.30	46,559.10	
17008	LEGACY FOOTWEAR LIMITED	B	15.35	53.40	61.60	84,143.10	
32022	Yeakin Polymer Limited	Z	14.94	8.70	10.00	120,764.20	
12038	SHARP INDUSTRIES PLC	Z	13.30	21.80	24.70	233,134.60	
11011	PRAGATI INSURANCE LIMITED	A	11.96	51.00	57.10	24,303.60	
14022	FINE FOODS LIMITED	B	11.68	214.00	239.00	20,306,879.00	
16036	OIMEX ELECTRODE LIMITED	B	10.13	28.60	31.50	1,036,139.50	

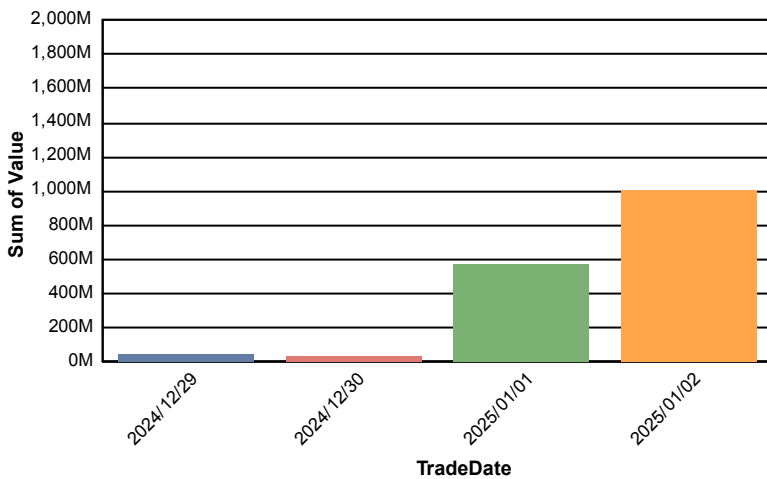
TOP TEN LOSER COMPANIES BY CLOSING PRICE

Scrip	Scrip Name	Category	Week Difference	Opening	Closing	Turnover (BDT)
16029	RATANPUR STEEL RE-ROLLING MILLS LTI	Z	-18.47	9.20	7.50	67,329.00
10010	RUPALI LIFE INSURANCE CO. LTD.	A	-10.52	117.80	105.40	492,708.90
14601	BENGAL BISCUITS LIMITED	N	-10.00	69.00	62.10	62.10
32602	MASTER FEED AGROTECH LIMITED	N	-10.00	8.00	7.20	7.20
11021	NITOL INSURANCE COMPANY LTD	A	-9.40	28.70	26.00	52,624.00
16603	MOSTAFA METAL INDUSTRIES LTD.	N	-9.16	12.00	10.90	54,600.00
32019	KHAN BROTHERS PP WOVEN BAG INDUS`	B	-9.14	143.20	130.10	722,989.30
13008	ORION INFUSION LIMITED	A	-8.94	416.10	378.90	2,527,889.40
14005	AGRICULTURAL MARKETING CO LTD	A	-8.71	227.10	207.30	414.60
12055	ZAHEEN SPINNING LTD.	B	-8.19	6.10	5.60	2,648.00

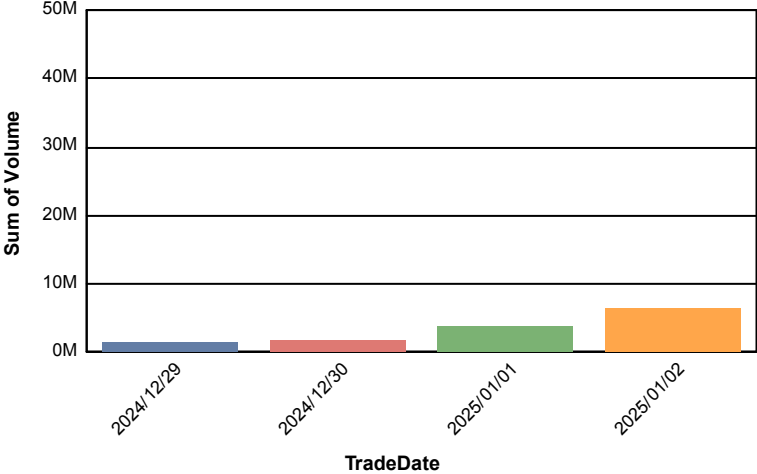
TOP TEN COMPANIES BY TURNOVER

Scrip ID	Scrip Name	Turnover (BDT)	Volume
20008	MEGHNA PETROLEUM LIMITED	780,136,769.70	3,889,178
13002	SQUARE PHARMACEUTICALS PLC.	734,204,832.10	3,314,140
14022	FINE FOODS LIMITED	20,306,879.00	95,543
26003	ROBI AXIATA LIMITED	11,928,079.90	416,162
13005	BEXIMCO PHARMACEUTICALS LTD	7,302,757.80	89,563
26001	GRAMEENPHONE LIMITED	6,234,275.40	19,245
32004	BD SHIPPING CORPORATION	6,135,944.60	67,482
32009	BRITISH AMERICAN TOBACCO BD CO	5,419,853.30	14,964
25010	LANKABANGLA FINANCE PLC	4,615,003.60	247,045
20020	INTRACO REFUELING STATION LTD.	4,262,872.90	193,899

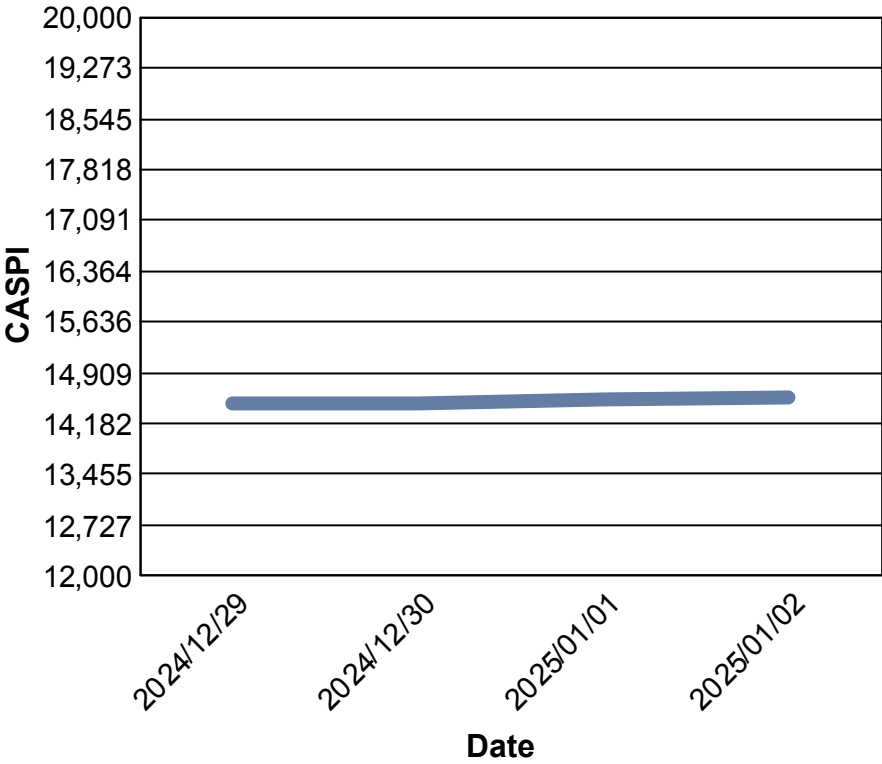
Data for Turnover Value



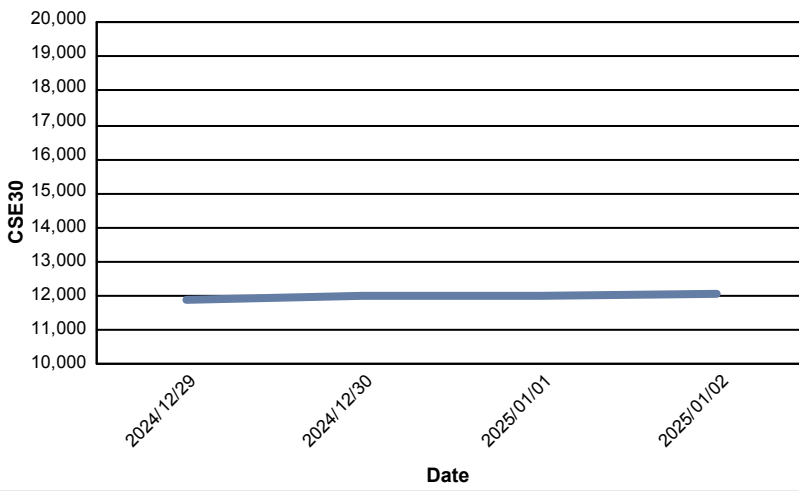
Data for Turnover Volume



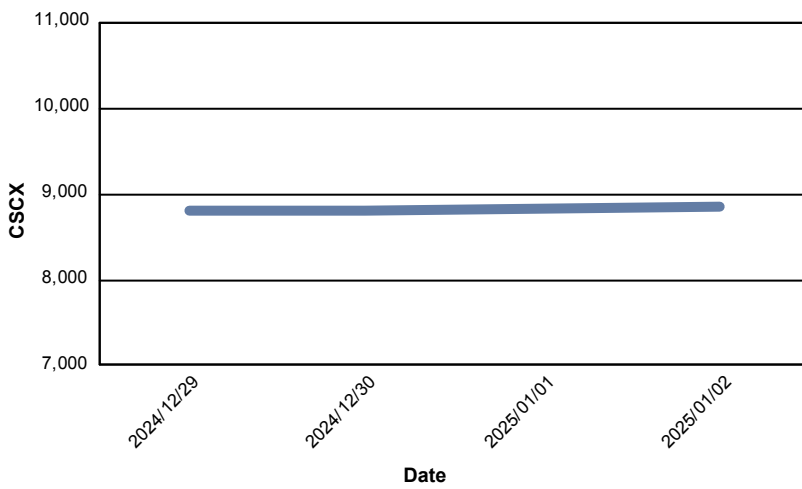
CASPI Index



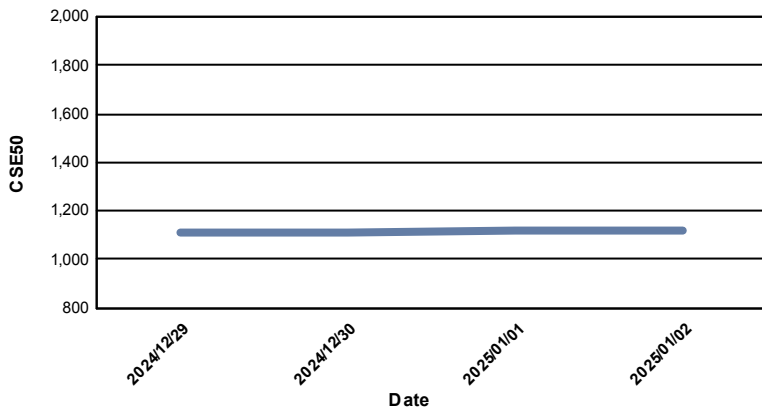
Index CSE30



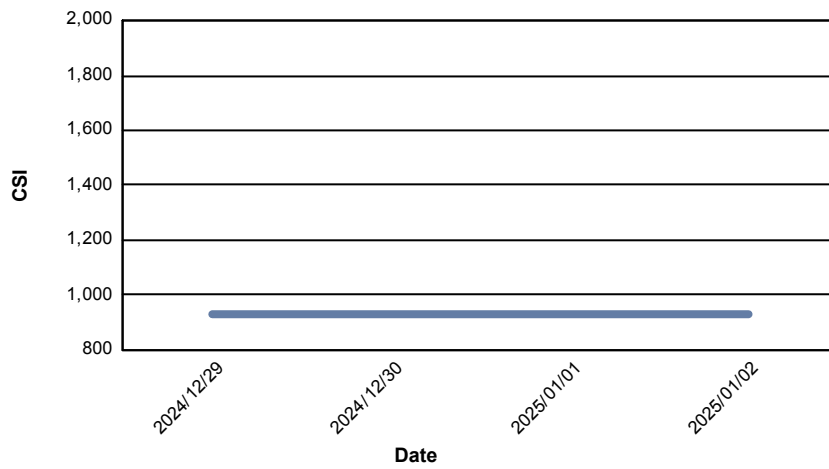
Index CSCX



Index CSE50



Index CSI



Index CSESMEX

