

Chittagong Stock Exchange

Weekly Market Summary

05-Dec-24

Week: 2024-12-01 to 2024-12-05 (Total 5 Days)

Total Turnover (BDT) :	275,240,989.30
Volume of Share (Nos):	12,783,968.00
Total Contact(Nos)	10,841
Total Scrip Traded	319

CATEGORY WISE TURNOVER		
Group	Turnover Value(BDT)	% of Total
A	176,107,597.10	63.98
B	80,514,954.10	29.25
N	11,552,645.20	4.20
Z	7,065,792.90	2.57

MAJOR INDICES IN THE WEEK						
Date	CASPI	CSE30	CSCX	CSE50	CSI	CSESMEX
11/28/2024	14532.3099	11876.3628	8850.8415	1,109.86	934.33	1,976.52
12/05/2024	14581.1097	11899.7038	8871.2909	1,108.93	941.41	2,062.19
change in %	0.3358	0.1965	0.2310	-0.08	0.76	4.33

SCRIP PERFORMANCE IN THE WEEK	
Advanced	174
Declined	112
No Change	33
Total Traded Issues	319

TOP TEN GAINER COMPANIES BY CLOSING PRICE							
Scrip ID	Scrip Name	Category	Week Difference	Opening	Closing	Turnover (BDT)	
12059	DRAGON SWEATER & SPINNING LTD.	B	39.02	8.20	11.40	9,714,058.00	
19008	MIRACLE INDUSTRIES LIMITED	Z	30.68	17.60	23.00	139,588.10	
13026	GLOBAL HEAVY CHEMICALS LIMITED	Z	22.22	19.80	24.20	45,760.50	
12037	THE DACCA DYEING & MFC. CO. LT	Z	19.26	10.90	13.00	106,153.10	
19006	SINOBANGLA INDUSTRIES LIMITED	A	18.28	35.00	41.40	3,117,538.20	
14022	FINE FOODS LIMITED	B	17.00	200.00	234.00	17,991,546.40	
21017	PRIME FINANCE 1ST MUTUAL FUND	A	16.99	40.60	47.50	253,085.40	
32020	NATIONAL FEED MILL LTD.	Z	15.27	7.20	8.30	84,027.90	
14029	BD THAI FOOD & BEVERAGE LIMITED	B	15.13	15.20	17.50	172,008.60	
12046	PARAMOUNT TEXTILE PLC	A	14.41	43.70	50.00	2,784,100.00	

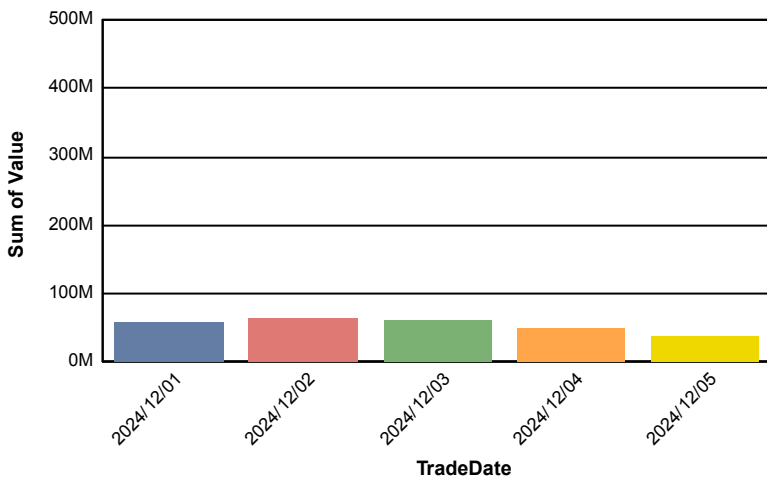
TOP TEN LOSER COMPANIES BY CLOSING PRICE

Scrip	Scrip Name	Category	Week Difference	Opening	Closing	Turnover (BDT)
12070	NEW LINE CLOTHINGS LIMITED	Z	-18.81	10.10	8.20	119,400.00
25016	PHOENIX FINANCE & INVESTMENTS	Z	-17.02	4.70	3.90	632.30
14027	EMERALD OIL INDUSTRIES LIMITED	Z	-16.93	31.30	26.00	4,652,448.20
11013	PHOENIX INSURANCE COMPANY LTD	A	-13.74	29.10	25.10	4,913.90
10005	FAREAST ISLAMI LIFE INSURANCE	Z	-12.46	37.70	33.00	31,570.00
10002	NATIONAL LIFE INSURANCE CO.LTD	A	-11.98	131.80	116.00	1,057,602.00
13011	KOHINOOR CHEMICAL CO (BD) LTD	A	-11.10	545.60	485.00	24,250.00
21050	ICB AMCL FIRST AGRANI BANK MUTUAL F	A	-10.00	7.00	6.30	18,900.00
11016	PRIME INSURANCE COMPANY LTD	A	-9.97	40.10	36.10	36,100.00
10013	SONALI LIFE INSURANCE COMPANY LTD.	A	-9.96	52.20	47.00	13,465,919.50

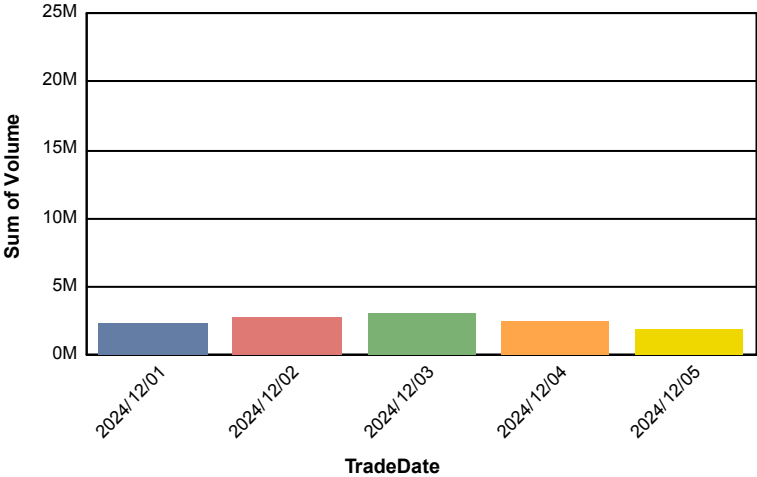
TOP TEN COMPANIES BY TURNOVER

Scrip ID	Scrip Name	Turnover (BDT)	Volume
26003	ROBI AXIATA LIMITED	19,892,930.80	752,845
14022	FINE FOODS LIMITED	17,991,546.40	80,932
22039	NRB BANK LIMITED	13,687,051.50	955,388
10013	SONALI LIFE INSURANCE COMPANY LTD.	13,465,919.50	256,003
16024	GPH ISPAT LIMITED	11,520,625.60	533,626
12059	DRAGON SWEATER & SPINNING LTD.	9,714,058.00	875,403
32004	BD SHIPPING CORPORATION	7,811,290.40	84,505
14028	TAUFIKA FOODS & LOVELLO ICECREAM PLC	5,882,436.00	70,028
16021	GOLDEN SON LIMITED	5,813,065.20	376,398
32019	KHAN BROTHERS PP WOVEN BAG INDUSTRI	5,725,170.90	40,771

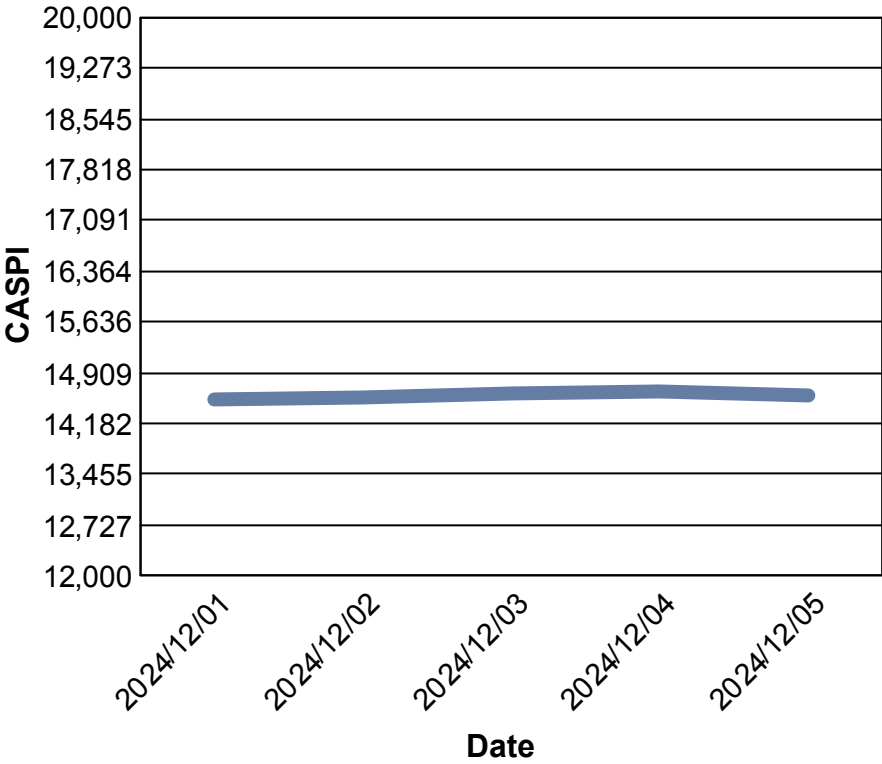
Data for Turnover Value



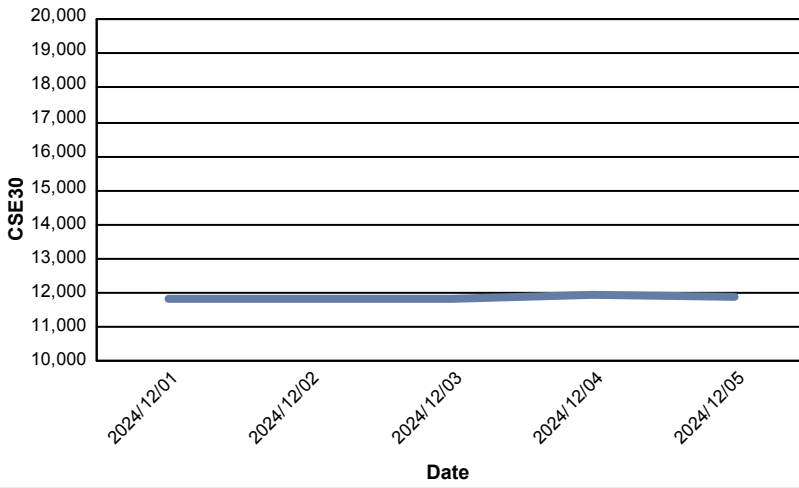
Data for Turnover Volume



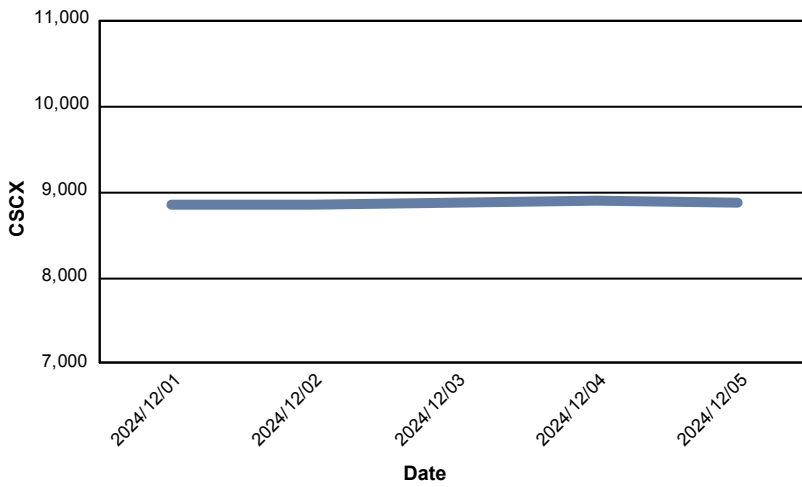
CASPI Index



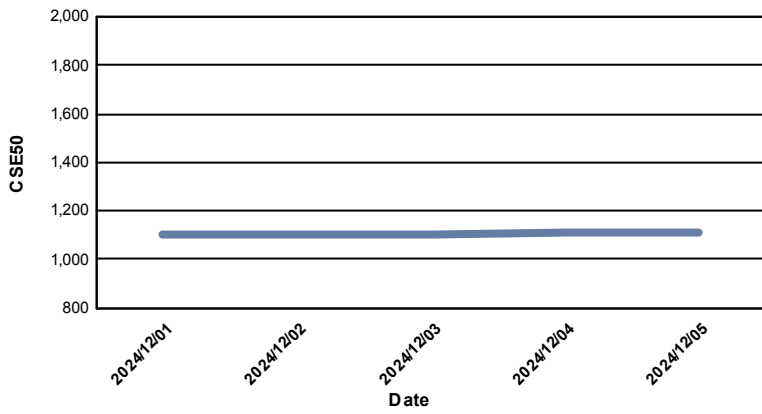
Index CSE30



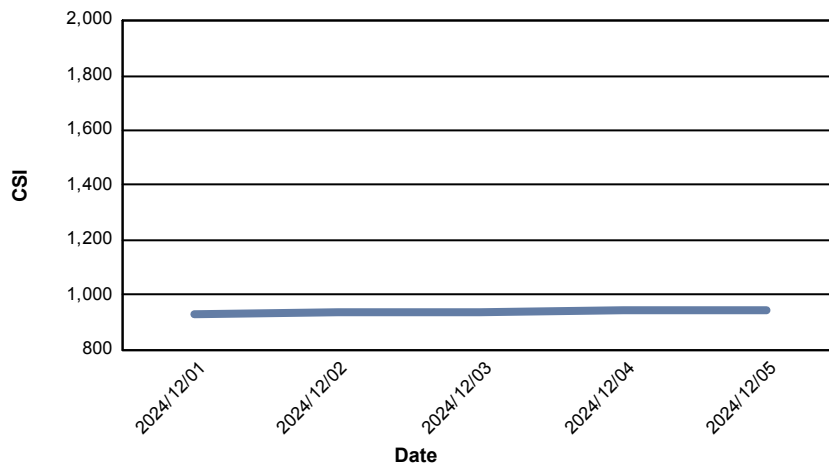
Index CSCX



Index CSE50



Index CSI



Index CSESMEX

