

Chittagong Stock Exchange

11-Jul-24

Weekly Market Summary

Week: 2024-07-07 to 2024-07-11 (5 days)

Total Turnover (BDT) :	2,618,967,118.90
Volume of Share (Nos):	33,489,885.00
Total Contact(Nos)	23,040
Total Scrip Traded	355

CATEGORY WISE TURNOVER		
Group	Turnover Value(BDT)	% of Total
A	2,200,239,128.00	84.01
B	359,242,935.60	13.71
N	51,248,808.70	1.96
Z	8,236,246.60	0.31

MAJOR INDICES IN THE WEEK						
Date	CASPI	CSE30	CSCX	CSE50	CSI	CSESMEX
07/04/2024	15463.5203	12156.2450	9315.0601	1,110.22	1,014.65	3,058.45
07/11/2024	15757.6060	12293.9238	9485.2098	1,121.06	1,029.99	3,039.81
change in %	1.9018	1.1326	1.8266	0.98	1.51	-0.61

SCRIP PERFORMANCE IN THE WEEK	
Advanced	246
Declined	87
No Change	22
Total Traded Issues	355

TOP TEN GAINER COMPANIES BY CLOSING PRICE						
Scrip ID	Scrip Name	Category	Week Difference	Week		Turnover (BDT)
				Opening	Closing	
11014	EASTERN INSURANCE COMPANY LTD	A	42.48	38.60	55.00	9,737.50
32018	DESHBANDHU POLYMER LIMITED	B	38.95	26.70	37.10	1,507,603.10
21017	PRIME FINANCE 1ST MUTUAL FUND	A	36.99	34.60	47.40	642,577.10
13026	GLOBAL HEAVY CHEMICALS LIMITED	B	31.09	37.30	48.90	70,060,516.40
32601	ORYZA AGRO INDUSTRIES LIMITED	N	30.28	28.40	37.00	2,159,920.00
16020	S. ALAM COLD ROLLED STEELS LTD	B	23.50	20.00	24.70	127,600.20
32019	KHAN BROTHERS PP WOVEN BAG INDUSTRIE:	B	21.47	118.30	143.70	4,250,884.20
11032	NORTHERN ISLAMI INSURANCE LIMITED	A	20.16	36.20	43.50	32,630.00
12024	H.R.TEXTILE MILLS LIMITED	B	19.61	41.80	50.00	437,146.50
25014	Bangladesh Finance Limited	A	19.49	15.90	19.00	794,130.10

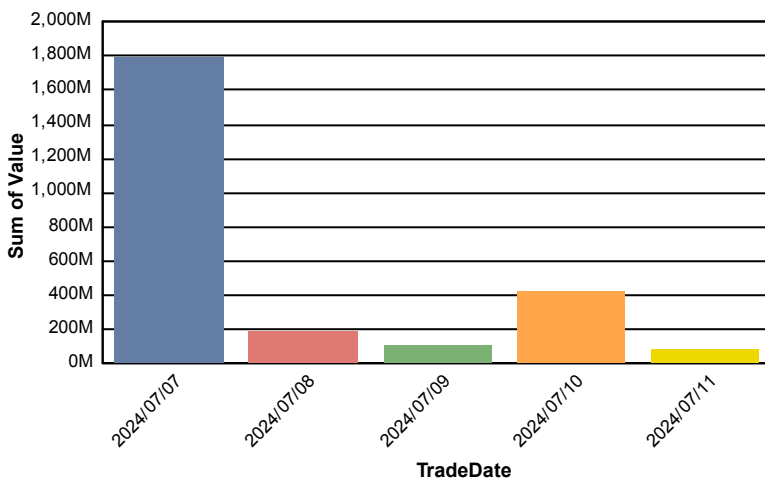
TOP TEN LOSER COMPANIES BY CLOSING PRICE

Scrip	Scrip Name	Category	Week Difference	Opening	Closing	Turnover (BDT)
16041	WALTON HI-TECH INDUSTRIES PLC.	A	-12.43	685.20	600.00	1,622,315.70
25001	INVESTMENT CORP OF BANGLADESH	B	-10.59	66.10	59.10	462.20
13604	AL-MADINA PHARMACEUTICALS LIMITED	N	-9.91	34.30	30.90	216,300.00
10013	SONALI LIFE INSURANCE COMPANY LTD.	A	-9.89	83.90	75.60	568,404.90
21038	AB BANK 1ST MUTUAL FUND	A	-8.10	3.70	3.40	115,800.00
10010	RUPALI LIFE INSURANCE CO. LTD.	A	-7.56	199.70	184.60	104,724,348.20
18011	SEA PEARL BEACH RESORT & SPA LIMITE	A	-7.15	93.60	86.90	14,377,882.90
16034	KDS ACCESSORIES LIMITED	A	-7.11	45.00	41.80	624,119.10
21053	ICB AMCL CMSF GOLDEN JUBILEE MUTUA	A	-6.39	17.20	16.10	47,411.60
32602	MASTER FEED AGROTECH LIMITED	N	-6.25	12.80	12.00	12.00

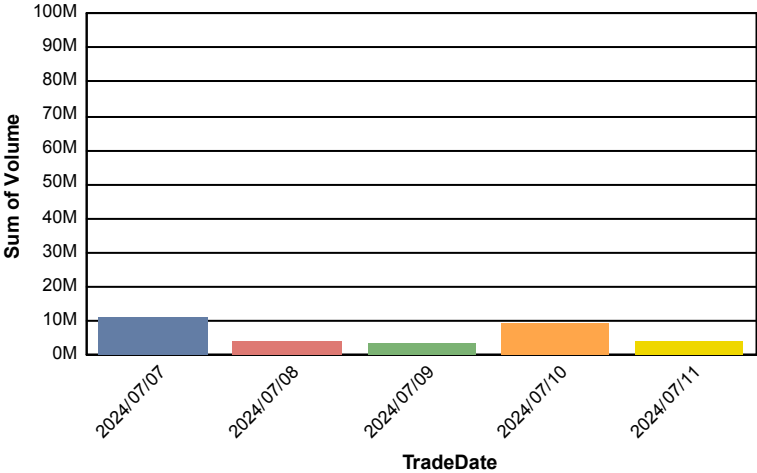
TOP TEN COMPANIES BY TURNOVER

Scrip ID	Scrip Name	Turnover (BDT)	Volume
32009	BRITISH AMERICAN TOBACCO BD CO	855,887,848.20	2,562,598
13002	SQUARE PHARMACEUTICALS PLC.	853,276,264.40	3,844,420
13038	JMI HOSPITAL REQUISITE MFG. LTD.	152,401,779.10	2,059,231
10010	RUPALI LIFE INSURANCE CO. LTD.	104,724,348.20	469,786
16016	RANGPUR FOUNDRY LTD	74,165,322.00	497,420
13026	GLOBAL HEAVY CHEMICALS LIMITED	70,060,516.40	1,601,306
12065	AMAN COTTON FIBROUS LTD.	66,411,929.90	3,680,398
13013	THE IBN SINA PHARMACEUTICALS PLC	22,745,342.50	86,939
18012	BEST HOLDINGS LIMITED	18,277,487.60	579,154
18011	SEA PEARL BEACH RESORT & SPA LIMITED	14,377,882.90	158,671

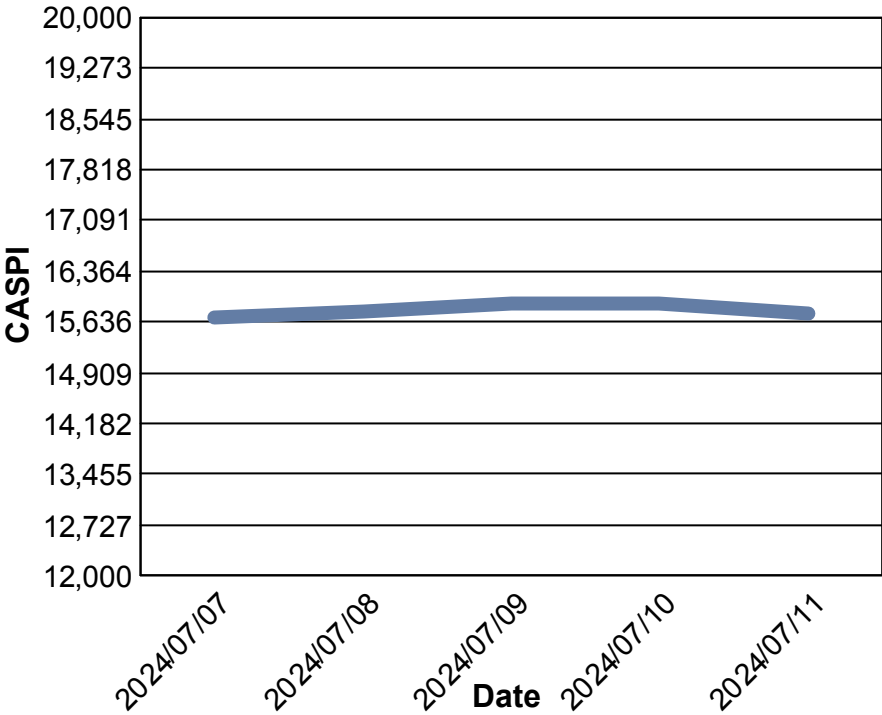
Data for Turnover Value



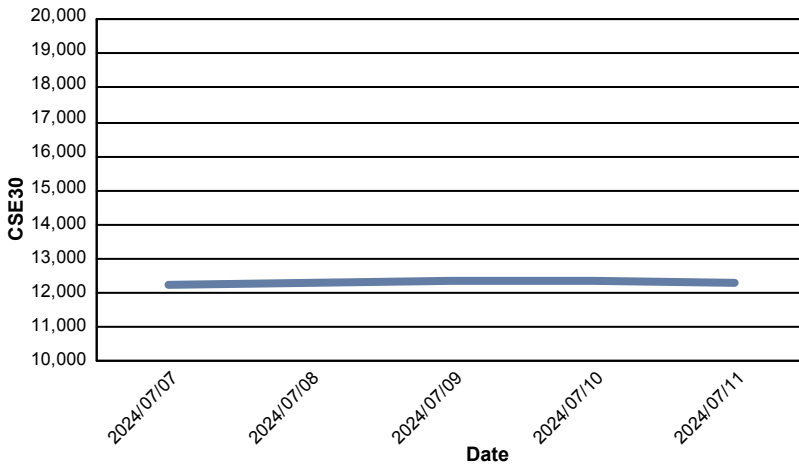
Data for Turnover Volume



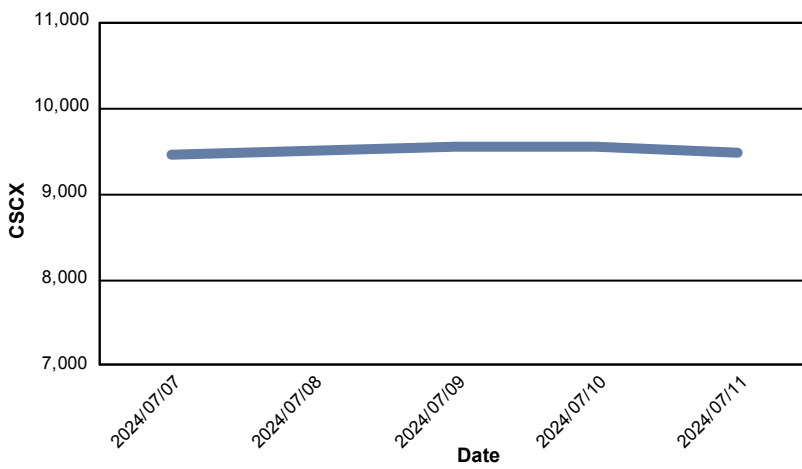
CASPI Index



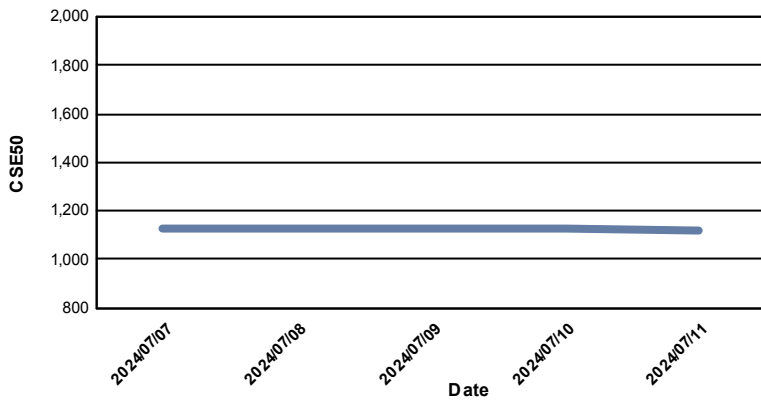
Index CSE30



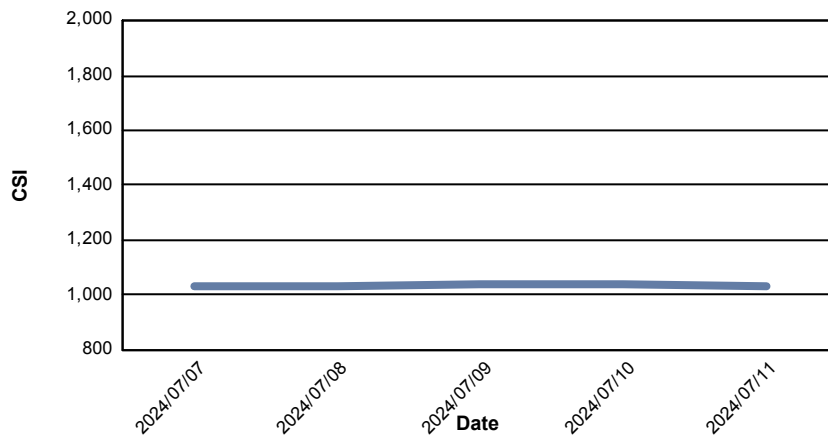
Index CSCX



Index CSE50



Index CSI



Index CSESMEX

