

Chittagong Stock Exchange

Weekly Market Summary

16-Jan-25

Week: 2025-01-12 to 2025-01-16 (Total 5 Days)

Total Turnover (BDT) :	837,661,054.50
Volume of Share (Nos):	14,960,864.00
Total Contact(Nos)	8,637
Total Scrip Traded	292

CATEGORY WISE TURNOVER		
Group	Turnover Value(BDT)	% of Total
A	678,738,680.60	81.03
B	129,593,104.20	15.47
N	14,190,138.70	1.69
Z	15,139,131.00	1.81

MAJOR INDICES IN THE WEEK						
Date	CASPI	CSE30	CSCX	CSE50	CSI	CSESMEX
01/09/2025	14459.9173	11917.1570	8797.1043	1,109.83	933.04	2,169.54
01/16/2025	14351.9105	11759.5084	8728.3340	1,096.36	934.59	2,154.60
change in %	-0.7469	-1.3229	-0.7817	-1.21	0.17	-0.69

SCRIP PERFORMANCE IN THE WEEK	
Advanced	88
Declined	185
No Change	19
Total Traded Issues	292

TOP TEN GAINER COMPANIES BY CLOSING PRICE							
Scrip ID	Scrip Name	Category	Week Difference	Opening	Closing	Turnover (BDT)	
19010	KHULNA PRINTING & PACKAGING LTD.	Z	28.57	13.30	17.10	2,260,852.20	
23001	MONNO CERAMIC INDUSTRIES LTD	B	20.38	62.30	75.00	533,227.50	
13028	CENTRAL PHARMACEUTICALS LTD.	Z	19.35	9.30	11.10	1,743,868.10	
40013	BEXIMCO GREEN SUKUK AL ISTISNA'A	A	14.14	41.00	46.80	6,600.00	
14012	RAHIMA FOOD CORPORATION LTD	A	12.82	78.00	88.00	130,668.50	
32006	GQ BALL PEN INDUSTRIES LIMITED	B	12.78	133.00	150.00	287,076.00	
16033	OLYMPIC ACCESSORIES LTD.	Z	12.65	7.90	8.90	584,264.20	
25021	GSP FINANCE CO.(BANGLADESH) LT	Z	12.50	5.60	6.30	9,030.00	
12037	THE DACCA DYEING & MFC. CO. LT	Z	12.31	13.80	15.50	1,288,546.90	
10015	TRUST ISLAMI LIFE INSURANCE LTD.	B	12.11	32.20	36.10	157,406.30	

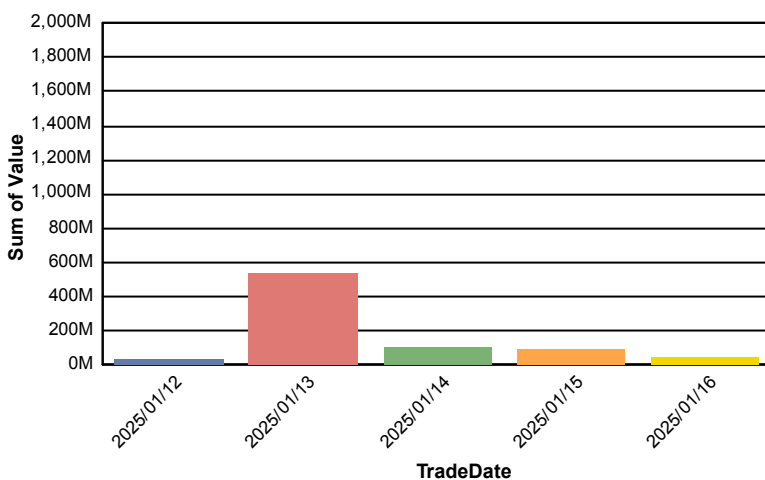
TOP TEN LOSER COMPANIES BY CLOSING PRICE

Scrip	Scrip Name	Category	Week Difference	Opening	Closing	Turnover (BDT)
11027	PARAMOUNT INSURANCE CO. LTD	A	-25.35	35.10	26.20	1,940,476.80
14022	FINE FOODS LIMITED	B	-15.53	253.00	213.70	3,258,342.30
22038	MIDLAND BANK LIMITED	B	-14.20	34.50	29.60	14,729,279.70
16002	QUASEM INDUSTRIES LIMITED	B	-13.71	27.70	23.90	43,522.60
21022	PRIME BANK 1ST ICB AMCL MF	A	-12.00	5.00	4.40	5,290.00
25017	FAS FINANCE & INVESTMENT LTD	Z	-11.42	3.50	3.10	31,229.20
13025	SALVO CHEMICAL INDUSTRY LTD	B	-10.18	27.50	24.70	73,476.00
10006	MEGHNA LIFE INSURANCE CO.LTD.	A	-10.00	56.00	50.40	10,080.00
10008	PRAGATI LIFE INSURANCE LTD.	A	-10.00	130.00	117.00	1,170.00
17001	APEX TANNERY LIMITED	B	-9.58	73.00	66.00	660.00

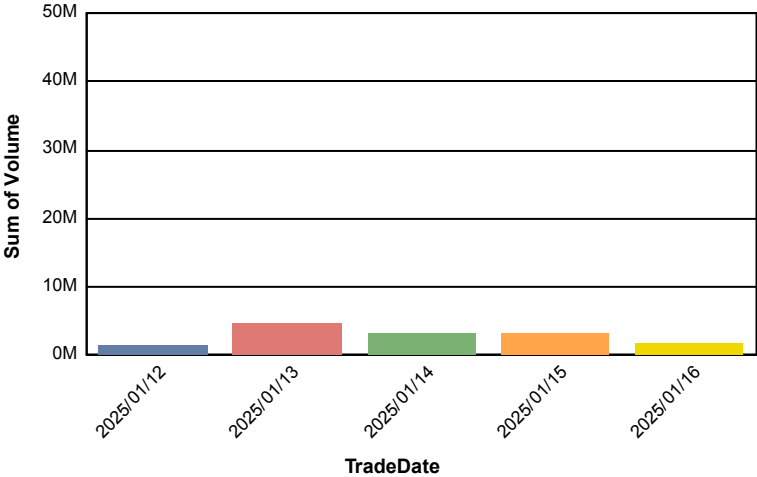
TOP TEN COMPANIES BY TURNOVER

Scrip ID	Scrip Name	Turnover (BDT)	Volume
13003	ADVANCED CHEMICAL INDUSTRIES	465,617,388.60	3,004,093
10001	DELTA LIFE INSURANCE COMPANY	57,407,880.00	700,100
32019	KHAN BROTHERS PP WOVEN BAG INDUSTRI	42,368,874.70	247,065
32003	BEXIMCO LIMITED	32,233,551.40	324,762
14028	TAUFIKA FOODS & LOVELLO ICECREAM PLC	16,403,034.50	201,052
22038	MIDLAND BANK LIMITED	14,729,279.70	467,613
26003	ROBI AXIATA LIMITED	13,945,931.50	475,730
22004	UNITED COMMERCIAL BANK PLC.	10,577,633.80	1,143,293
26001	GRAMEENPHONE LIMITED	8,521,990.50	25,902
21036	1ST SCHEME OF RELIANCE INS. MF	7,801,511.00	347,735

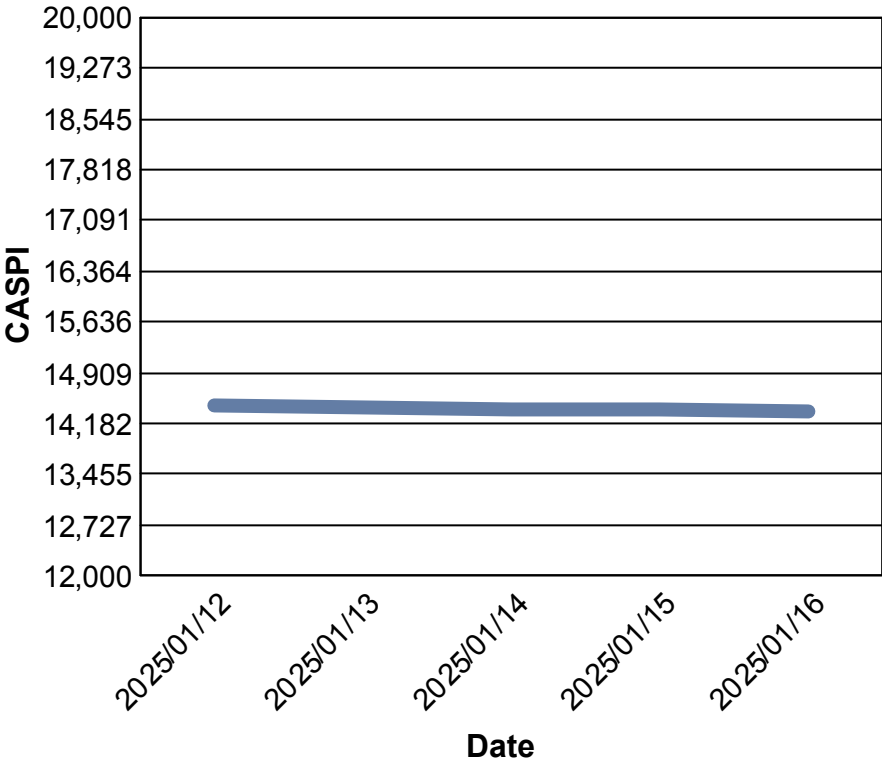
Data for Turnover Value



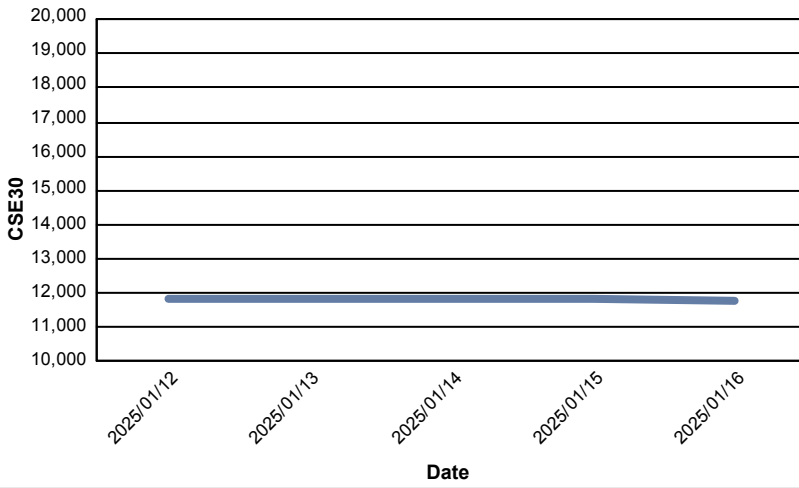
Data for Turnover Volume



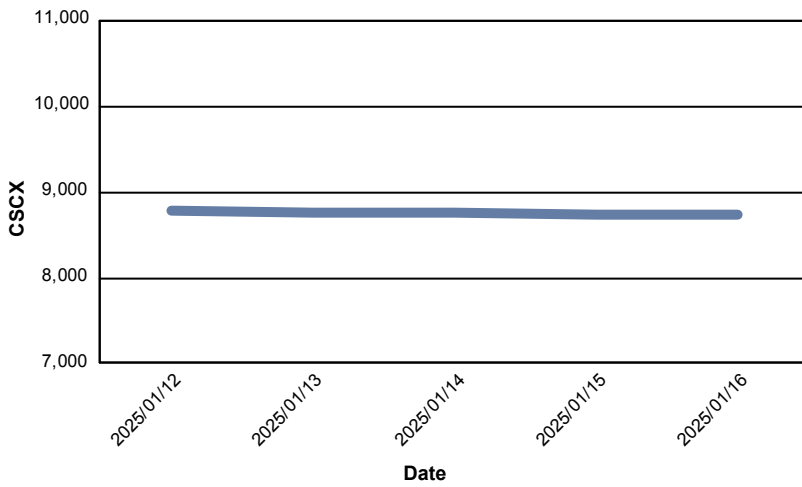
CASPI Index



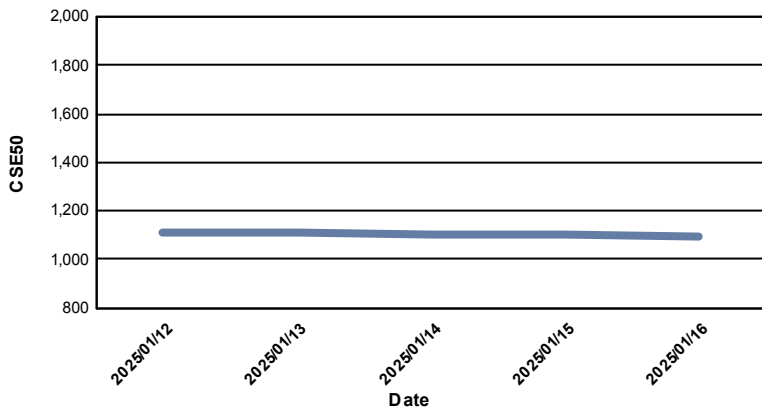
Index CSE30



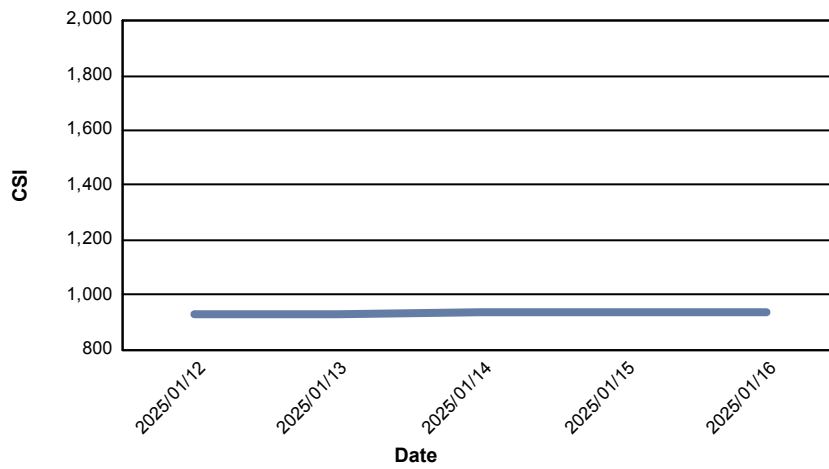
Index CSCX



Index CSE50



Index CSI



Index CSESMEX

