

Chittagong Stock Exchange

Weekly Market Summary

09-Jan-25

Week: 2025-01-05 to 2025-01-09 (Total 5 Days)

Total Turnover (BDT) :	403,571,434.80
Volume of Share (Nos):	12,174,526.00
Total Contact(Nos)	8,570
Total Scrip Traded	304

CATEGORY WISE TURNOVER		
Group	Turnover Value(BDT)	% of Total
A	148,842,129.10	36.88
B	223,341,870.20	55.34
N	10,154,565.80	2.52
Z	21,232,869.70	5.26

MAJOR INDICES IN THE WEEK						
Date	CASPI	CSE30	CSCX	CSE50	CSI	CSESMEX
01/02/2025	14552.3055	12092.7029	8859.5154	1,120.13	932.01	2,048.52
01/09/2025	14459.9173	11917.1570	8797.1043	1,109.83	933.04	2,169.54
change in %	-0.6349	-1.4517	-0.7045	-0.92	0.11	5.91

SCRIP PERFORMANCE IN THE WEEK	
Advanced	120
Declined	152
No Change	32
Total Traded Issues	304

TOP TEN GAINER COMPANIES BY CLOSING PRICE							
Scrip ID	Scrip Name	Category	Week Difference	Opening	Closing	Turnover (BDT)	
19010	KHULNA PRINTING & PACKAGING LTD.	Z	31.68	10.10	13.30	553,399.40	
16028	SHURWID INDUSTRIES LTD.	Z	23.07	6.50	8.00	1,087,932.00	
32019	KHAN BROTHERS PP WOVEN BAG INDUSTRIE:	B	21.36	130.10	157.90	50,650,125.30	
12055	ZAHEEN SPINNING LTD.	B	19.64	5.60	6.70	205,217.50	
14602	ACHIA SEA FOODS LIMITED	N	17.59	35.80	42.10	64,600.00	
22035	SBAC BANK PLC.	B	17.10	7.60	8.90	885,837.80	
25017	FAS FINANCE & INVESTMENT LTD	Z	16.66	3.00	3.50	78,523.00	
24003	INFORMATION SERVICES NETWORK L	B	15.48	36.80	42.50	196,897.50	
20021	ASSOCIATED OXYGEN LIMITED	A	12.50	16.80	18.90	1,882,041.30	
12037	THE DACCA DYEING & MFC. CO. LT	Z	12.19	12.30	13.80	2,427,967.30	

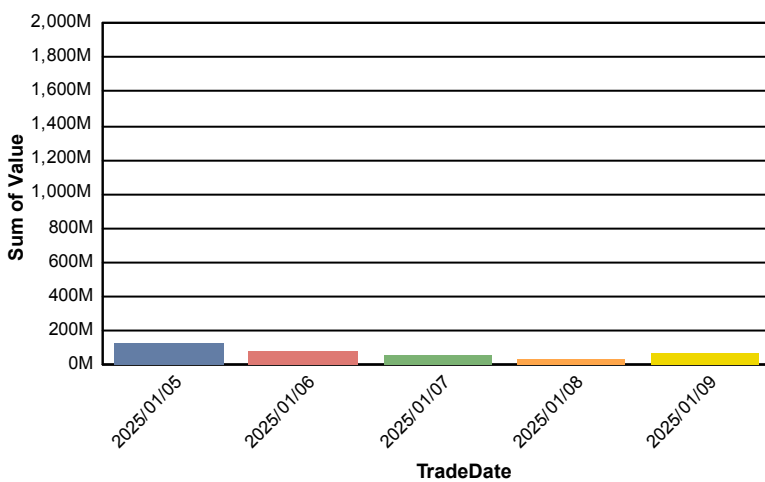
TOP TEN LOSER COMPANIES BY CLOSING PRICE

Scrip	Scrip Name	Category	Week Difference	Opening	Closing	Turnover (BDT)
11027	PARAMOUNT INSURANCE CO. LTD	A	-15.21	41.40	35.10	11,756.30
13021	ACI FORMULATIONS LIMITED	A	-11.11	126.00	112.00	140,701.00
16036	OIMEX ELECTRODE LIMITED	B	-10.79	31.50	28.10	3,726,783.20
12047	MOZAFFAR HOSSAIN SPINNING MILL	B	-10.20	14.70	13.20	35,491.60
40013	BEXIMCO GREEN SUKUK AL ISTISNA'A	A	-9.89	45.50	41.00	2,050.00
32604	KRISHIBID SEED LIMITED	N	-9.75	12.30	11.10	11.10
21017	PRIME FINANCE 1ST MUTUAL FUND	A	-9.70	30.90	27.90	245,532.20
11033	REPUBLIC INSURANCE COMPANY LTD	A	-9.44	30.70	27.80	73,158.20
11011	PRAGATI INSURANCE LIMITED	A	-8.93	57.10	52.00	520.00
21053	ICB AMCL CMSF GOLDEN JUBILEE MUTUA	A	-8.69	9.20	8.40	504.00

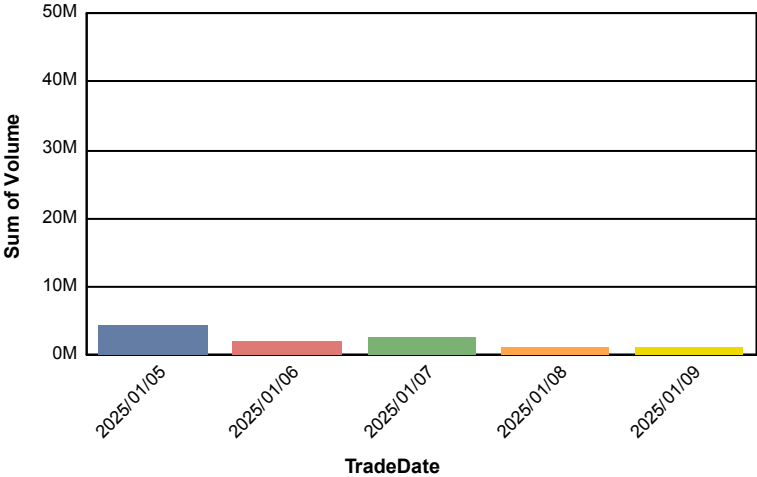
TOP TEN COMPANIES BY TURNOVER

Scrip ID	Scrip Name	Turnover (BDT)	Volume
14022	FINE FOODS LIMITED	129,742,186.50	523,375
32019	KHAN BROTHERS PP WOVEN BAG INDUSTRI	50,650,125.30	359,890
22015	SOUTHEAST BANK PLC.	17,314,112.20	1,845,468
26001	GRAMEENPHONE LIMITED	17,127,110.30	51,586
13002	SQUARE PHARMACEUTICALS PLC.	12,312,104.10	56,628
26003	ROBI AXIATA LIMITED	10,882,257.60	371,546
12046	PARAMOUNT TEXTILE PLC	7,089,899.00	143,310
16030	WESTERN MARINE SHIPYARD LTD.	6,151,853.70	626,838
32004	BD SHIPPING CORPORATION	5,494,627.70	59,348
32009	BRITISH AMERICAN TOBACCO BD CO	5,405,112.70	15,182

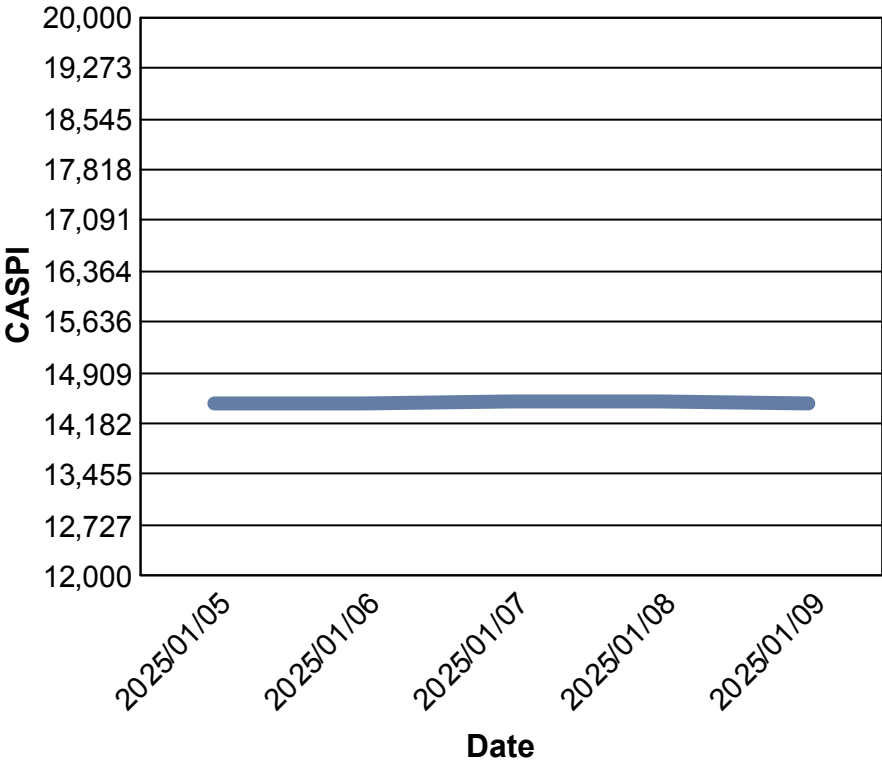
Data for Turnover Value



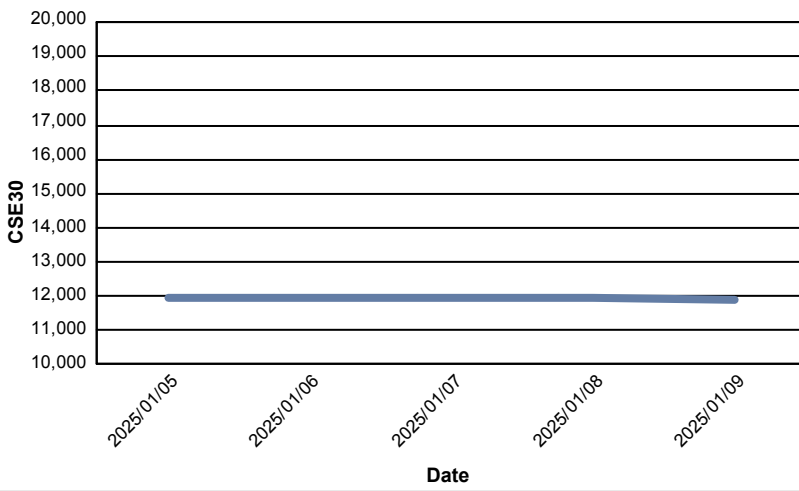
Data for Turnover Volume



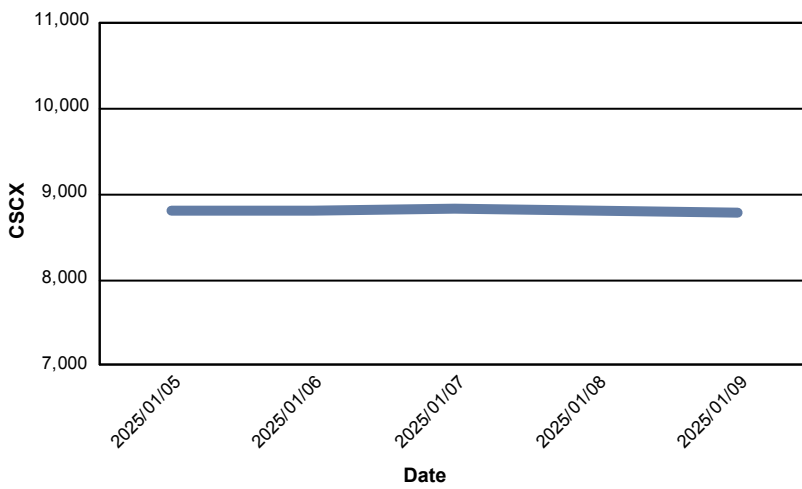
CASPI Index



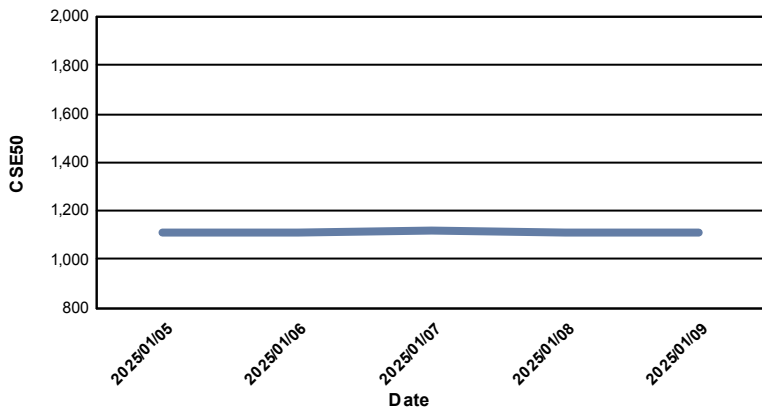
Index CSE30



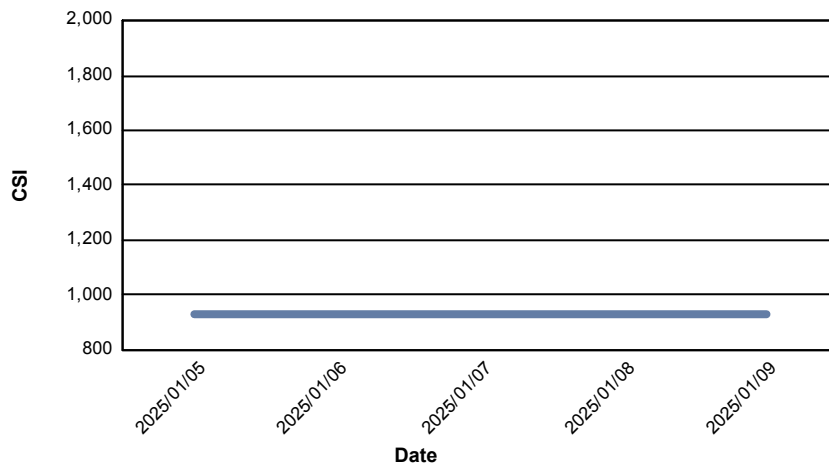
Index CSCX



Index CSE50



Index CSI



Index CSESMEX

