

Chittagong Stock Exchange

Weekly Market Summary

17-Oct-24

Week: 2024-10-14 to 2024-10-17 (Total 4 Days)

Total Turnover (BDT) :	302,058,110.00
Volume of Share (Nos):	11,020,549.00
Total Contact(Nos)	7,278
Total Scrip Traded	296

CATEGORY WISE TURNOVER		
Group	Turnover Value(BDT)	% of Total
A	234,027,798.10	77.48
B	20,401,334.90	6.75
N	9,931,645.80	3.29
Z	37,697,331.20	12.48

MAJOR INDICES IN THE WEEK						
Date	CASPI	CSE30	CSCX	CSE50	CSI	CSESMEX
10/09/2024	15135.3493	12302.4189	9192.3875	1,147.60	982.62	2,461.02
10/17/2024	14821.4959	12106.2221	9012.5587	1,129.33	960.71	2,469.22
change in %	-2.0736	-1.5948	-1.9563	-1.59	-2.23	0.33

SCRIP PERFORMANCE IN THE WEEK	
Advanced	69
Declined	216
No Change	11
Total Traded Issues	296

TOP TEN GAINER COMPANIES BY CLOSING PRICE							
Scrip ID	Scrip Name	Category	Week Difference	Opening	Closing	Turnover (BDT)	
21054	CAPITEC GRAMEEN BANK GROWTH FUND	A	18.82	8.50	10.10	217,776.30	
25011	BD INDUSTRIAL FINANCE CO. LTD	Z	18.82	8.50	10.10	92,057.60	
32019	KHAN BROTHERS PP WOVEN BAG INDUSTRIE:	B	10.79	139.00	154.00	63,351.30	
12062	SHEPHERD INDUSTRIES PLC.	Z	10.00	13.00	14.30	70,788.60	
19007	BD MONOSPOOL PAPER MFG. CO. LTD.	A	10.00	160.00	176.00	176.00	
21049	SEML IBBL SHARIAH FUND	A	10.00	7.00	7.70	3,850.00	
32605	HIMADRI LIMITED	N	10.00	1,898.00	2,087.80	2,087.80	
13603	BD PAINTS LIMITED	N	9.92	27.20	29.90	2,990.00	
25014	Bangladesh Finance Limited	A	9.72	14.40	15.80	7,900.00	
12046	PARAMOUNT TEXTILE PLC	A	8.33	48.00	52.00	208,000.00	

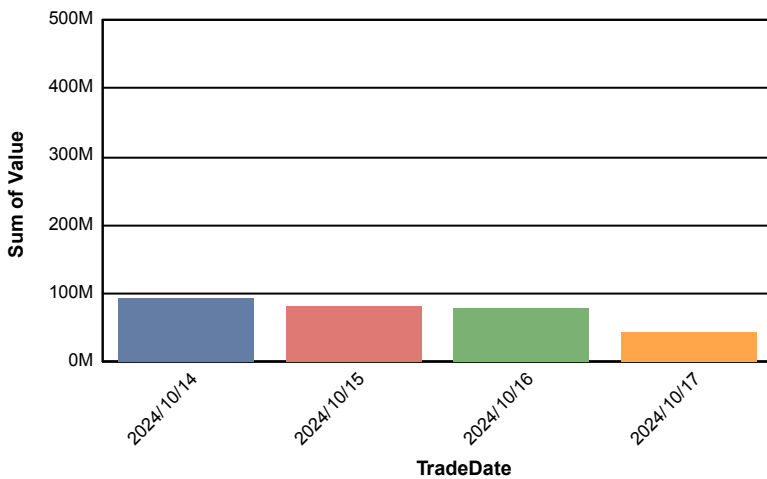
TOP TEN LOSER COMPANIES BY CLOSING PRICE

Scrip	Scrip Name	Category	Week Difference	Opening	Closing	Turnover (BDT)
13026	GLOBAL HEAVY CHEMICALS LIMITED	B	-21.93	26.90	21.00	112,488.50
21032	AIBL 1ST ISLAMIC MUTUAL FUND	A	-18.30	7.10	5.80	5,484.60
12056	TOSRIFA INDUSTRIES LTD.	B	-17.02	23.50	19.50	5,911.80
20005	DHAKA ELECTRIC SUPPLY CO. LTD.	A	-16.66	24.60	20.50	151,000.00
15002	HEIDELBERG CEMENT BANGLADESH L	A	-16.42	285.00	238.20	28,949.20
11045	UNION INSURANCE COMPANY LTD.	Z	-14.48	29.00	24.80	98,212.00
18010	SAIF POWERTEC LIMITED	A	-14.37	16.00	13.70	540,406.00
16038	S. S. STEEL LIMITED	B	-12.76	9.40	8.20	482,257.00
16035	BBS CABLES PLC.	B	-12.62	19.80	17.30	126,679.50
32020	NATIONAL FEED MILL LTD.	B	-12.61	11.10	9.70	217,118.20

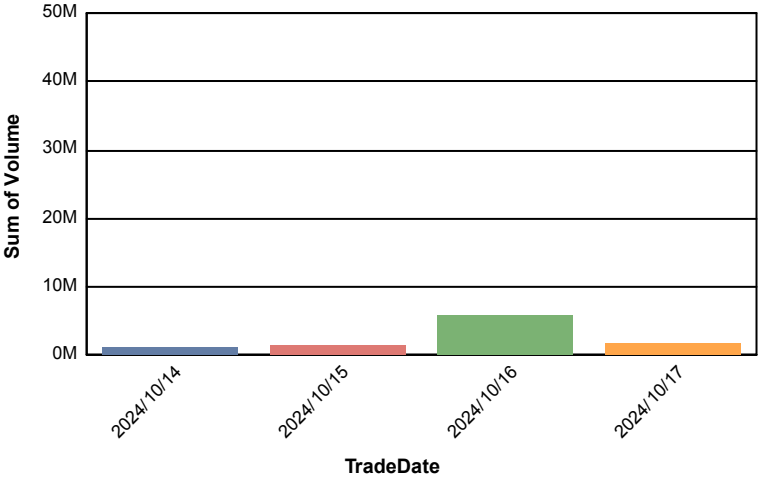
TOP TEN COMPANIES BY TURNOVER

Scrip ID	Scrip Name	Turnover (BDT)	Volume
19003	SONALI PAPER & BOARD MILLS LIMITED	65,387,010.00	148,755
13002	SQUARE PHARMACEUTICALS PLC.	33,964,229.80	146,988
25020	BAY LEASING & INVESTMENT LTD.	32,001,563.10	4,000,203
14028	TAUFIKA FOODS & LOVELLO ICECREAM PLC	20,281,885.00	229,550
26003	ROBI AXIATA LIMITED	12,410,833.30	467,177
10008	PRAGATI LIFE INSURANCE LTD.	10,442,510.00	46,000
15009	LAFARGE HOLCIM BANGLADESH LIMITED	8,909,923.90	147,067
26001	GRAMEENPHONE LIMITED	7,792,005.50	23,200
13040	TECHNO DRUGS LIMITED	7,312,740.60	152,058
26002	Bangladesh Submarine Cables PLC	6,379,538.40	48,455

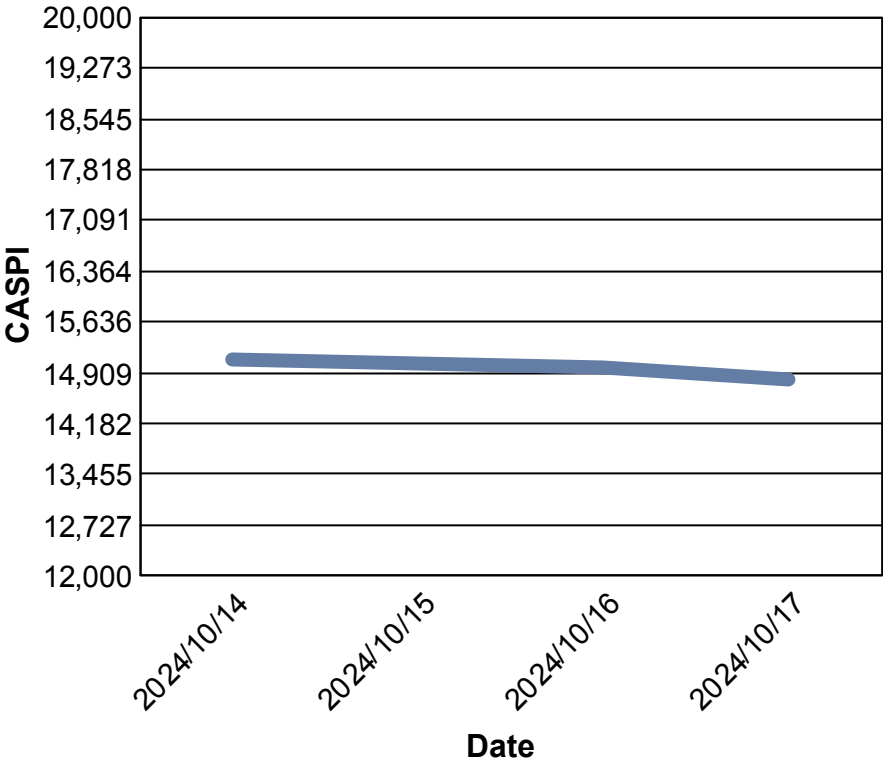
Data for Turnover Value



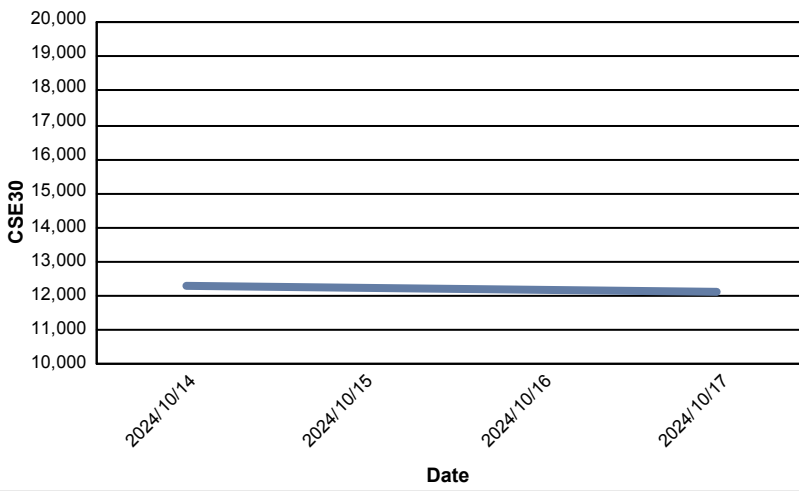
Data for Turnover Volume



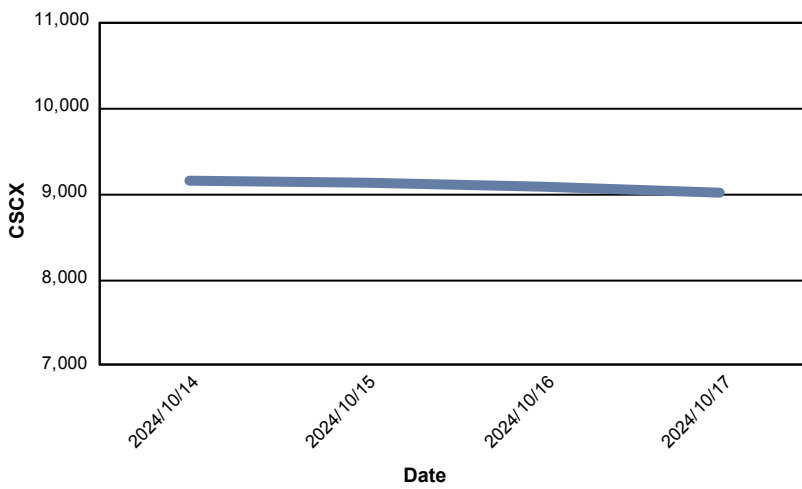
CASPI Index



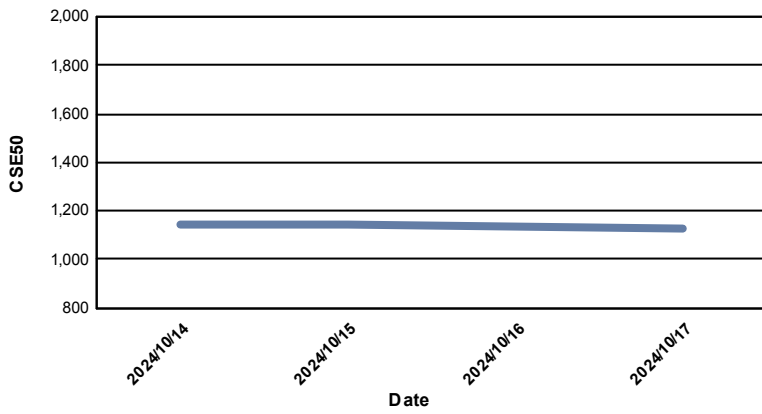
Index CSE30



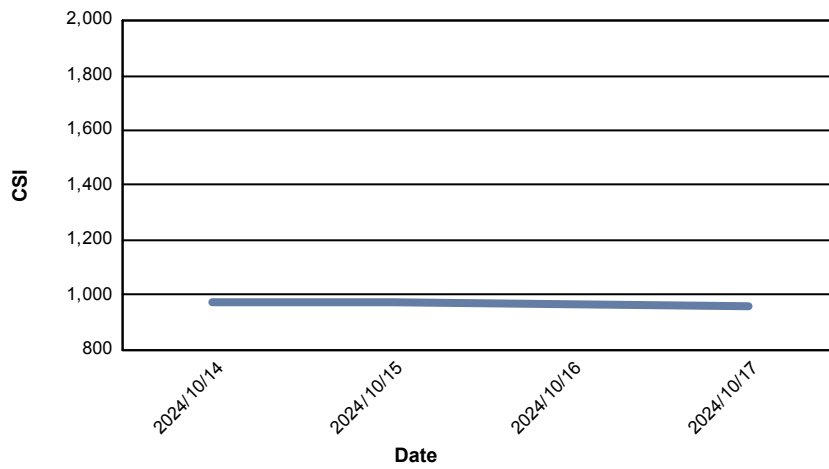
Index CSCX



Index CSE50



Index CSI



Index CSESMEX

