

# Chittagong Stock Exchange

## Weekly Market Summary

06-Feb-25

**Week:** 2025-02-02 to 2025-02-06 (Total 5 Days )

<b>Total Turnover (BDT) :</b>	272,156,785.90
<b>Volume of Share (Nos):</b>	11,280,729.00
<b>Total Contact(Nos)</b>	9,568
<b>Total Scrip Traded</b>	299

CATEGORY WISE TURNOVER		
Group	Turnover Value(BDT)	% of Total
A	199,768,782.40	73.40
B	44,987,588.30	16.53
N	4,158,378.00	1.53
Z	23,242,037.20	8.54

MAJOR INDICES IN THE WEEK						
Date	CASPI	CSE30	CSCX	CSE50	CSI	CSESMEX
01/30/2025	14294.0750	11868.1913	8700.9799	1,096.72	923.03	2,095.75
02/06/2025	14512.2399	11981.5220	8803.0181	1,107.34	938.95	2,108.99
change in %	1.5263	0.9549	1.1727	0.97	1.72	0.63

SCRIP PERFORMANCE IN THE WEEK	
Advanced	187
Declined	79
No Change	33
Total Traded Issues	299

TOP TEN GAINER COMPANIES BY CLOSING PRICE							
Scrip ID	Scrip Name	Category	Week Difference	Opening	Closing	Turnover (BDT)	
20022	ENERGYPAC POWER GENERATION PLC.	B	58.57	14.00	22.20	4,191,726.30	
25008	PREMIER LEASING & FINANCE LTD	Z	29.62	2.70	3.50	10,500.00	
25016	PHOENIX FINANCE & INVESTMENTS	Z	28.57	3.50	4.50	79,845.00	
12032	TALLU SPINNING MILLS LIMITED	Z	28.00	5.00	6.40	78,300.00	
14029	BD THAI FOOD & BEVERAGE LIMITED	B	26.01	12.30	15.50	1,376,712.70	
20014	GBB POWER LIMITED	Z	24.61	6.50	8.10	66,487.00	
12068	KATTALI TEXTILE LIMITED	B	23.33	9.00	11.10	307,745.00	
12070	NEW LINE CLOTHINGS LIMITED	Z	22.36	7.60	9.30	293,829.00	
12067	M.L. DYEING LIMITED	B	20.68	8.70	10.50	197,596.10	
16031	IFAD AUTOS LIMITED	B	19.61	20.90	25.00	1,407,800.00	

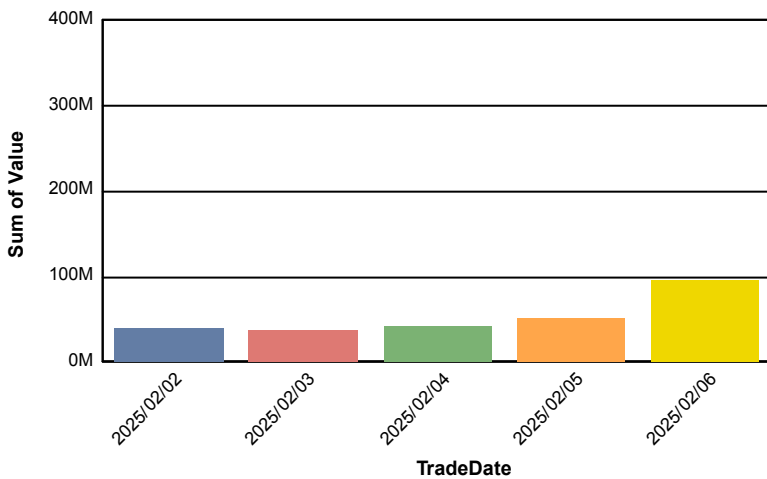
**TOP TEN LOSER COMPANIES BY CLOSING PRICE**

Scrip	Scrip Name	Category	Week Difference	Opening	Closing	Turnover (BDT)
14601	BENGAL BISCUITS LIMITED	N	-9.64	56.00	50.60	50.60
20005	DHAKA ELECTRIC SUPPLY CO. LTD.	A	-9.41	25.50	23.10	58,693.30
11006	CENTRAL INSURANCE COMPANY LTD	A	-8.94	42.50	38.70	1,160.00
32023	SK TRIMS & INDUSTRIES LIMITED	B	-8.72	14.90	13.60	97,920.00
21053	ICB AMCL CMSF GOLDEN JUBILEE MUTUA	A	-8.33	8.40	7.70	88,496.10
14001	APEX FOODS LIMITED	A	-8.14	222.10	204.00	10,200.00
15010	Crown Cement PLC	A	-8.04	43.50	40.00	7,569.20
10002	NATIONAL LIFE INSURANCE CO.LTD	A	-7.85	110.70	102.00	12,750.00
15002	HEIDELBERG CEMENT BANGLADESH L	A	-7.33	225.00	208.50	179,267.20
10012	SUNLIFE INSURANCE COMPANY LTD.	B	-6.52	70.50	65.90	1,174,287.50

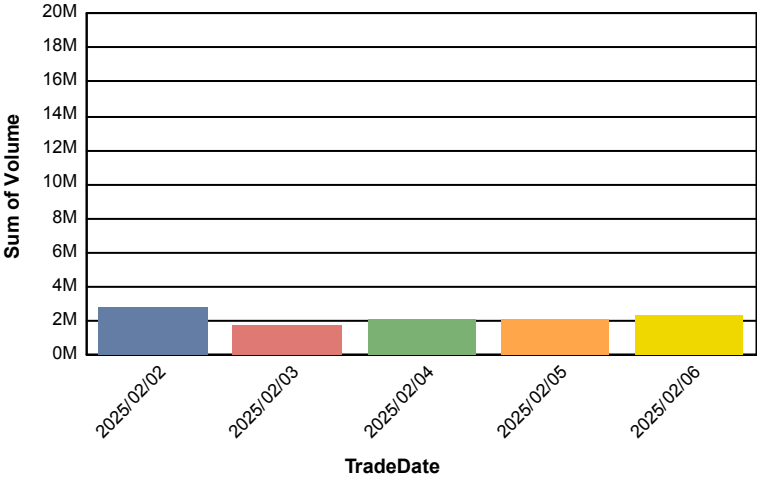
**TOP TEN COMPANIES BY TURNOVER**

Scrip ID	Scrip Name	Turnover (BDT)	Volume
13003	ADVANCED CHEMICAL INDUSTRIES	74,213,899.30	482,596
14028	TAUFIKA FOODS & LOVELLO ICECREAM PLC	33,125,209.00	409,705
21045	SEML LECTURE EQUITY MANAGEMENT FUNI	7,685,990.40	1,164,544
26003	ROBI AXIATA LIMITED	6,492,326.60	229,183
13011	KOHINOOR CHEMICAL CO (BD) LTD	5,628,850.00	10,330
16038	S. S. STEEL LIMITED	4,948,871.50	560,969
22039	NRB BANK LIMITED	4,566,200.90	344,894
20022	ENERGY PAC POWER GENERATION PLC.	4,191,726.30	219,880
13039	ASIATIC LABORATORIES LIMITED	3,691,174.10	91,054
12059	DRAGON SWEATER & SPINNING LTD.	3,580,419.10	306,084

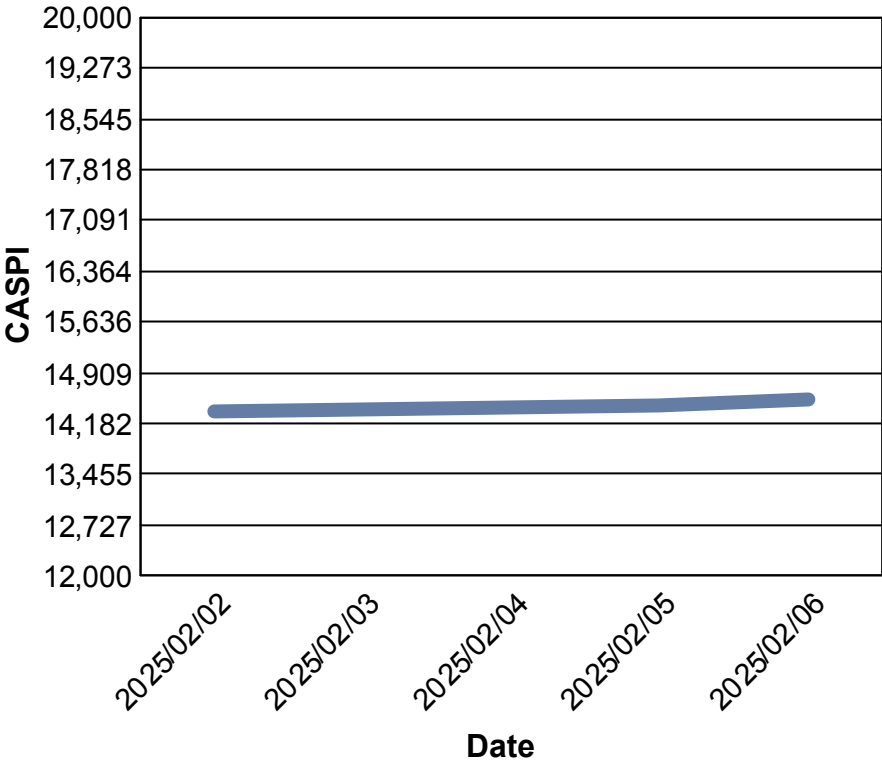
**Data for Turnover Value**



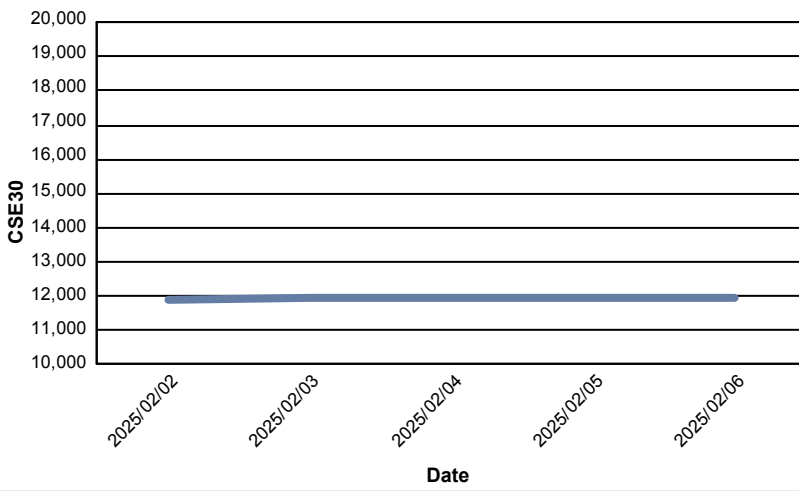
### Data for Turnover Volume



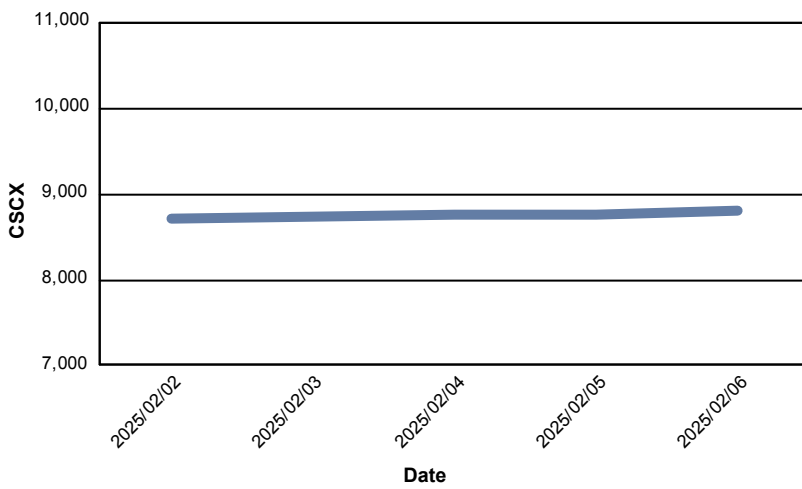
### CASPI Index



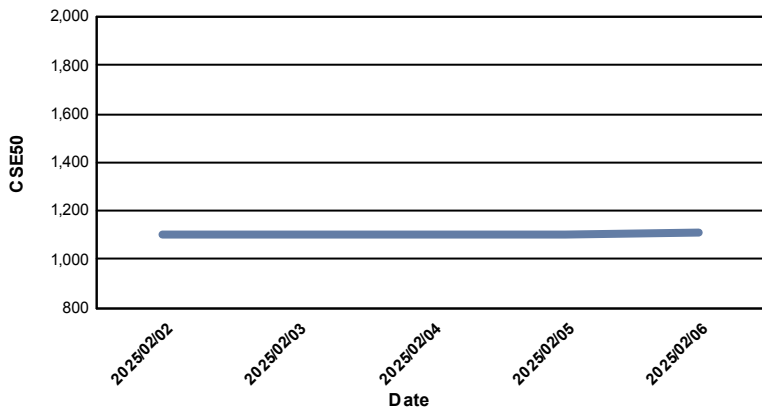
### Index CSE30



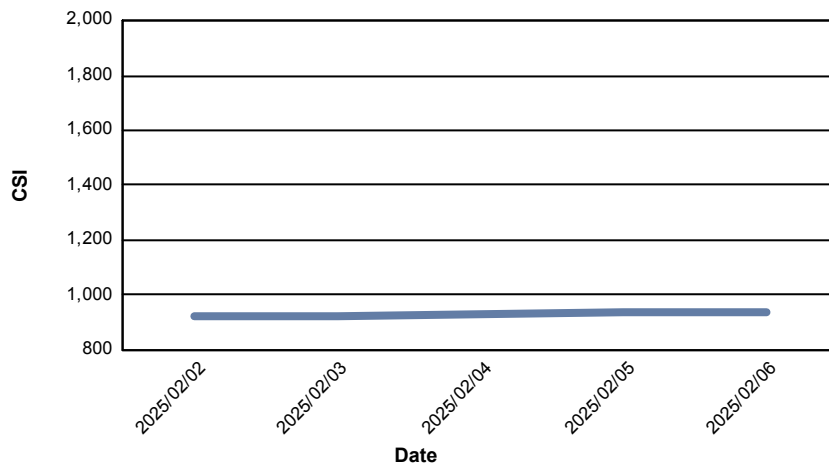
### Index CSCX



### Index CSE50



### Index CSI



### Index CSESMEX

