

Chittagong Stock Exchange

Weekly Market Summary

20-Feb-25

Week: 2025-02-16 to 2025-02-20 (Total 5 Days)

Total Turnover (BDT) :	334,763,598.00
Volume of Share (Nos):	10,638,135.00
Total Contact(Nos)	10,457
Total Scrip Traded	297

CATEGORY WISE TURNOVER		
Group	Turnover Value(BDT)	% of Total
A	233,599,412.40	69.78
B	81,302,995.40	24.29
N	1,306,500.00	0.39
Z	18,554,690.20	5.54

MAJOR INDICES IN THE WEEK						
Date	CASPI	CSE30	CSCX	CSE50	CSI	CSESMEX
02/13/2025	14529.4741	11965.7605	8801.8490	1,107.03	942.98	2,143.85
02/20/2025	14497.6093	11905.9899	8794.0019	1,104.50	941.72	2,103.77
change in %	-0.2193	-0.4995	-0.0892	-0.23	-0.13	-1.87

SCRIP PERFORMANCE IN THE WEEK	
Advanced	119
Declined	151
No Change	27
Total Traded Issues	297

TOP TEN GAINER COMPANIES BY CLOSING PRICE							
Scrip ID	Scrip Name	Category	Week Difference	Opening	Closing	Turnover (BDT)	
16020	S. ALAM COLD ROLLED STEELS LTD	B	58.41	10.10	16.00	2,139,255.80	
23005	SHINEPUKUR CERAMICS LIMITED	B	29.82	11.40	14.80	4,185,600.70	
12056	TOSRIFA INDUSTRIES LTD.	B	26.76	19.80	25.10	255,813.40	
21018	EBL FIRST MUTUAL FUND	A	22.22	3.60	4.40	314,270.20	
14025	GOLDEN HARVEST AGRO INDS LTD.	B	17.54	11.40	13.40	1,987,678.10	
14017	FU-WANG FOODS LIMITED	B	14.92	13.40	15.40	3,259,164.90	
13030	FAR CHEMICAL INDUSTRIES LTD.	B	13.57	22.10	25.10	2,174,068.10	
16017	BD WELDING ELECTRODES LIMITED	Z	12.84	10.90	12.30	13,322.20	
24005	INTECH ONLINE LIMITED	B	12.38	21.00	23.60	520,889.30	
13033	SILVA PHARMACEUTICALS LIMITED	B	12.14	10.70	12.00	201,713.20	

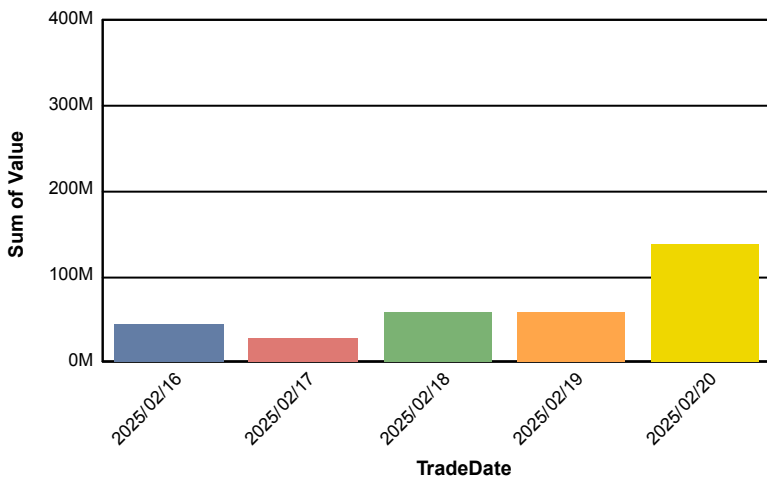
TOP TEN LOSER COMPANIES BY CLOSING PRICE

Scrip	Scrip Name	Category	Week Difference	Opening	Closing	Turnover (BDT)
22038	MIDLAND BANK LIMITED	B	-18.15	29.20	23.90	571,395.50
17008	LEGACY FOOTWEAR LIMITED	B	-15.12	64.80	55.00	9,565.00
12070	NEW LINE CLOTHINGS LIMITED	Z	-12.80	12.50	10.90	813,384.10
12031	SAFKO SPINNING MILLS LTD	Z	-10.89	10.10	9.00	33,129.20
16027	APPOLLO ISPAT COMPLEX LTD.	Z	-10.63	4.70	4.20	422,723.30
14602	ACHIA SEA FOODS LIMITED	N	-10.00	42.00	37.80	18,900.00
21042	ICB AMCL SONALI BANK LTD 1STMF	A	-10.00	7.00	6.30	1,260.00
24003	INFORMATION SERVICES NETWORK L	B	-9.79	44.90	40.50	72,950.00
21020	ICB EMPL PROV MF1 SCHM1	A	-9.09	5.50	5.00	4,250.00
12032	TALLU SPINNING MILLS LIMITED	Z	-8.82	6.80	6.20	62.00

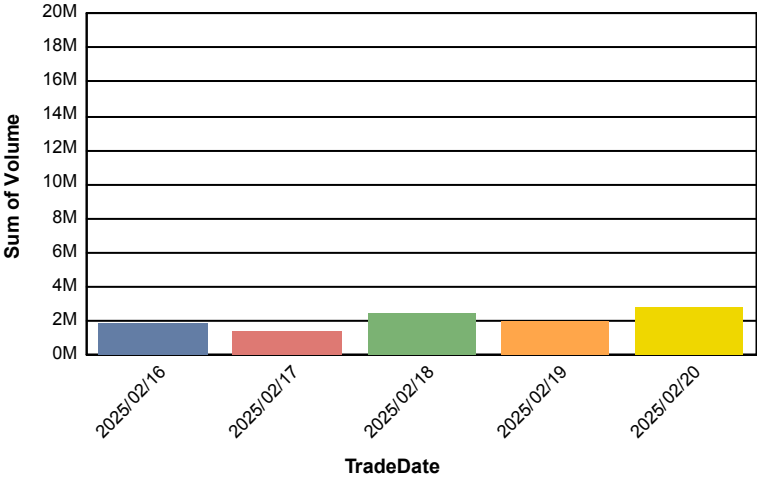
TOP TEN COMPANIES BY TURNOVER

Scrip ID	Scrip Name	Turnover (BDT)	Volume
20008	MEGHNA PETROLEUM LIMITED	62,236,418.00	300,070
14028	TAUFKA FOODS & LOVELLO ICECREAM PLC	35,170,664.30	432,414
32019	KHAN BROTHERS PP WOVEN BAG INDUSTRI	23,792,078.10	152,821
26003	ROBI AXIATA LIMITED	23,379,582.00	793,690
13002	SQUARE PHARMACEUTICALS PLC.	15,789,454.70	73,493
13031	THE ACME LABORATORIES LTD	10,339,724.10	136,791
22039	NRB BANK LIMITED	9,011,083.10	661,066
32009	BRITISH AMERICAN TOBACCO BD CO	8,860,093.50	25,712
26001	GRAMEENPHONE LIMITED	6,135,518.80	18,010
12059	DRAGON SWEATER & SPINNING LTD.	4,565,991.90	387,743

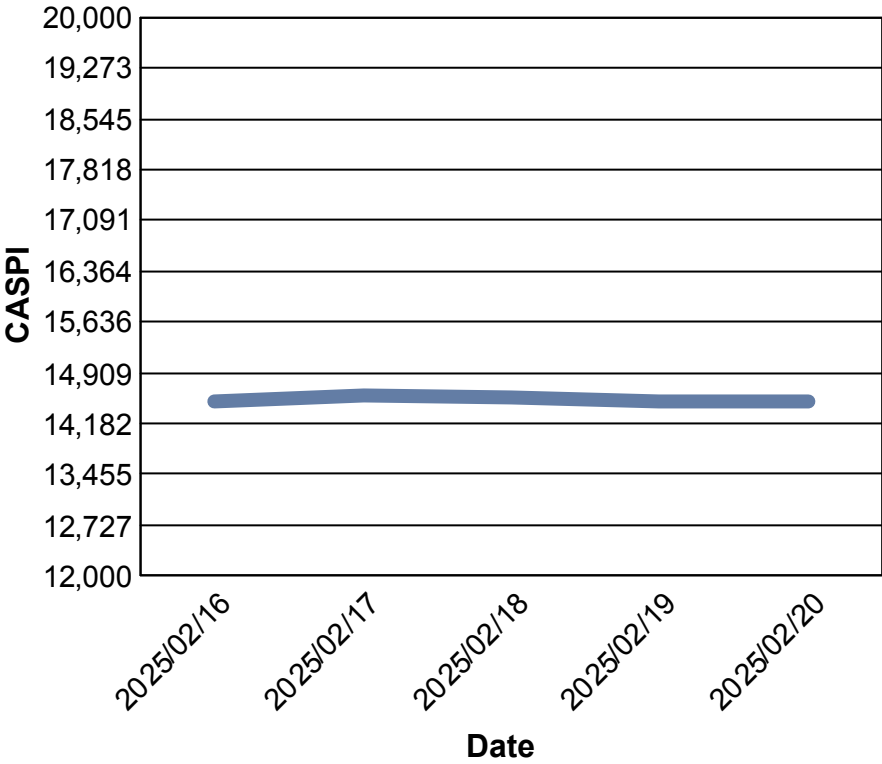
Data for Turnover Value



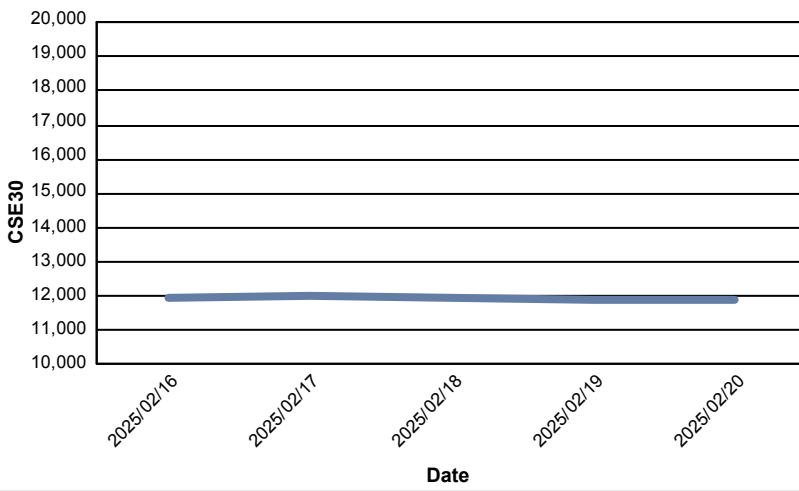
Data for Turnover Volume



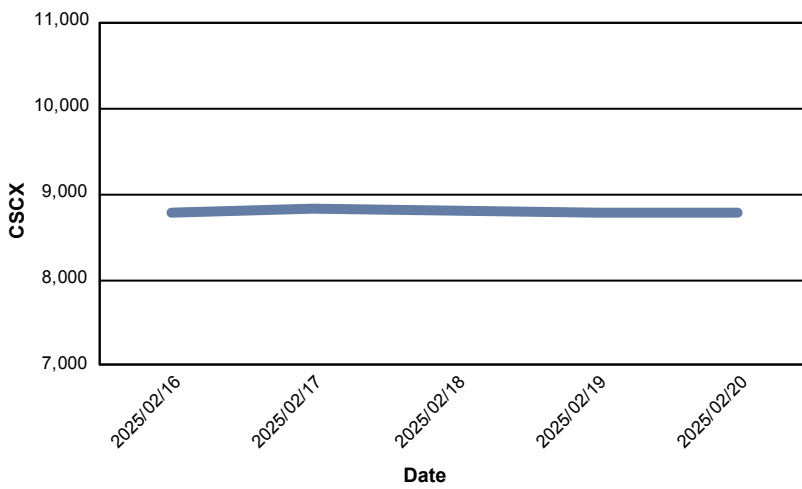
CASPI Index



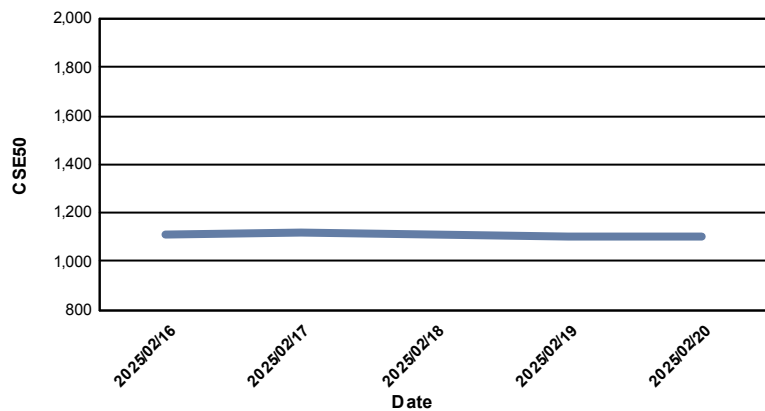
Index CSE30



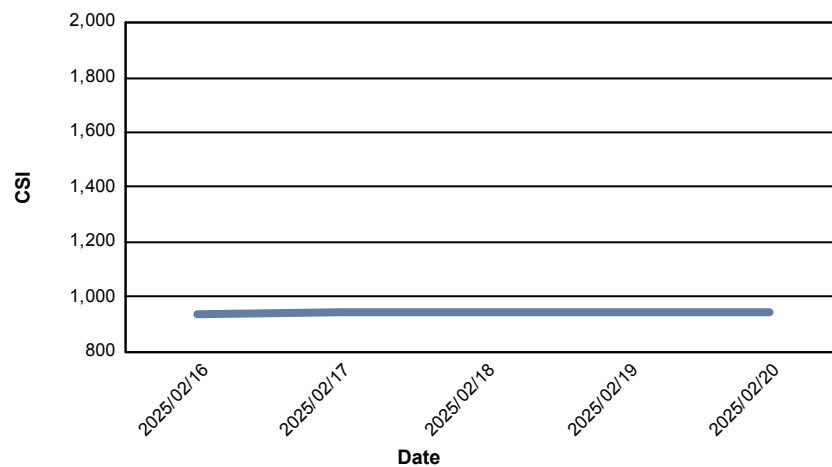
Index CSCX



Index CSE50



Index CSI



Index CSESMEX

