

# Chittagong Stock Exchange

12-Sep-24

## Weekly Market Summary

**Week:** 2024-09-08 to 2024-09-12 (Total 5 Days )

<b>Total Turnover (BDT) :</b>	355,463,719.80
<b>Volume of Share (Nos):</b>	11,178,581.00
<b>Total Contact(Nos)</b>	15,399
<b>Total Scrip Traded</b>	323

CATEGORY WISE TURNOVER		
Group	Turnover Value(BDT)	% of Total
A	234,502,887.00	65.97
B	91,981,107.90	25.87
N	22,439,253.10	6.31
Z	6,540,471.80	1.84

MAJOR INDICES IN THE WEEK						
Date	CASPI	CSE30	CSCX	CSE50	CSI	CSESMEX
09/05/2024	16378.7640	13099.8870	9875.8843	1,207.91	1,039.21	2,591.14
09/12/2024	16140.0240	13012.6696	9729.5338	1,194.55	1,030.66	2,512.62
change in %	-1.4576	-0.6658	-1.4819	-1.11	-0.82	-3.03

SCRIP PERFORMANCE IN THE WEEK	
Advanced	69
Declined	242
No Change	12
Total Traded Issues	323

TOP TEN GAINER COMPANIES BY CLOSING PRICE						
Scrip ID	Scrip Name	Category	Week Difference	Turnover (BDT)		
				Opening	Closing	
14010	NATIONAL TEA COMPANY LIMITED	Z	38.85	314.80	437.10	6,724.60
32019	KHAN BROTHERS PP WOVEN BAG INDUSTRIE:	B	36.95	121.50	166.40	14,718,905.40
13012	LIBRA INFUSIONS LIMITED	B	24.69	850.00	1,059.90	6,717,524.60
13008	ORION INFUSION LIMITED	A	17.49	316.60	372.00	1,031,258.20
13023	BEACON PHARMACEUTICALS PLC.	A	16.10	118.00	137.00	965,757.70
26002	Bangladesh Submarine Cables PLC	A	15.03	139.00	159.90	2,784,464.10
19008	MIRACLE INDUSTRIES LIMITED	B	13.33	30.00	34.00	1,384,205.20
22008	ISLAMI BANK BANGLADESH PLC.	A	10.00	40.00	44.00	4,311,365.80
19012	PAPER PROCESSING & PACKAGING LIMITED	A	9.92	129.00	141.80	8,505.00
14012	RAHIMA FOOD CORPORATION LTD	A	9.81	121.20	133.10	30,985.00

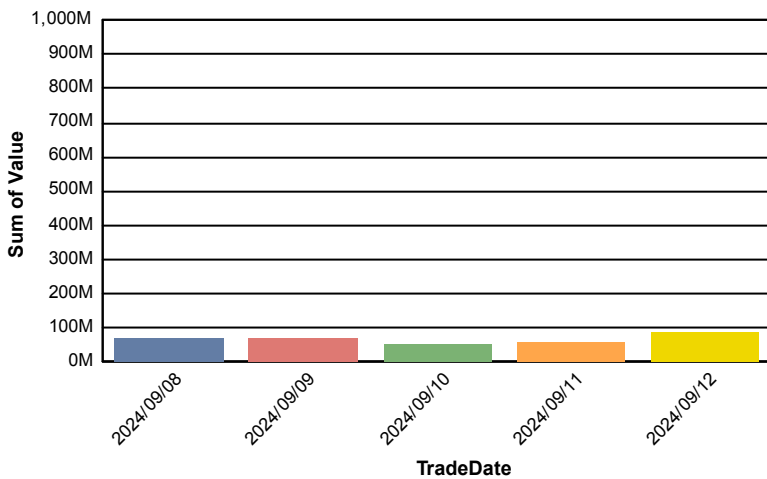
**TOP TEN LOSER COMPANIES BY CLOSING PRICE**

Scrip	Scrip Name	Category	Week Difference	Opening	Closing	Turnover (BDT)
25007	PRIME FINANCE & INVESTMENT LTD	Z	-24.39	8.20	6.20	424,080.00
23003	STANDARD CERAMIC INDS LIMITED	Z	-22.72	110.00	85.00	7,990.00
25009	ISLAMIC FINANCE & INVESTMENT	B	-20.39	15.20	12.10	45,537.00
12052	HAMID FABRICS PLC.	B	-19.85	14.10	11.30	5,308.00
15001	CONFIDENCE CEMENT PLC.	A	-19.11	83.70	67.70	3,892,384.20
12056	TOSRIFA INDUSTRIES LTD.	B	-18.70	31.00	25.20	1,816.20
12058	REGENT TEXTILE MILLS LTD.	Z	-16.36	5.50	4.60	11,955.20
12033	MITHUN KNITTING AND DYEING	Z	-16.21	18.50	15.50	2,459,346.50
12051	TUNG HAI KNITTING & DYEING LTD.	Z	-15.90	4.40	3.70	9,311.10
11036	ISLAMI INSURANCE BANGLADESH LT	A	-15.86	43.50	36.60	73,403.20

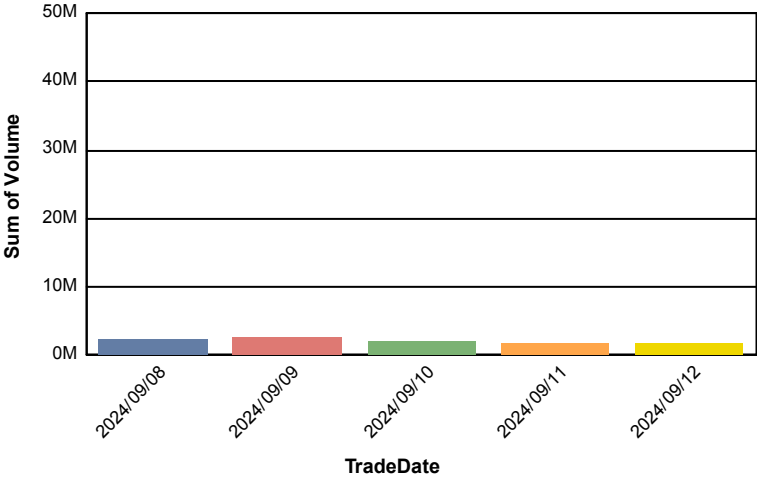
**TOP TEN COMPANIES BY TURNOVER**

Scrip ID	Scrip Name	Turnover (BDT)	Volume
26001	GRAMEENPHONE LIMITED	35,901,694.40	104,490
32019	KHAN BROTHERS PP WOVEN BAG INDUSTRI	14,718,905.40	125,716
13031	THE ACME LABORATORIES LTD	12,480,538.80	136,170
15009	LAFARGE HOLCIM BANGLADESH LIMITED	11,783,129.50	181,005
20013	LINDE BANGLADESH LIMITED	11,148,690.30	7,492
14026	OLYMPIC INDUSTRIES LIMITED	9,581,848.10	45,537
26003	ROBI AXIATA LIMITED	8,933,544.70	317,239
10008	PRAGATI LIFE INSURANCE LTD.	8,694,429.00	44,480
13040	TECHNO DRUGS LIMITED	8,646,129.20	207,879
16024	GPH ISPAT LIMITED	6,929,014.40	225,980

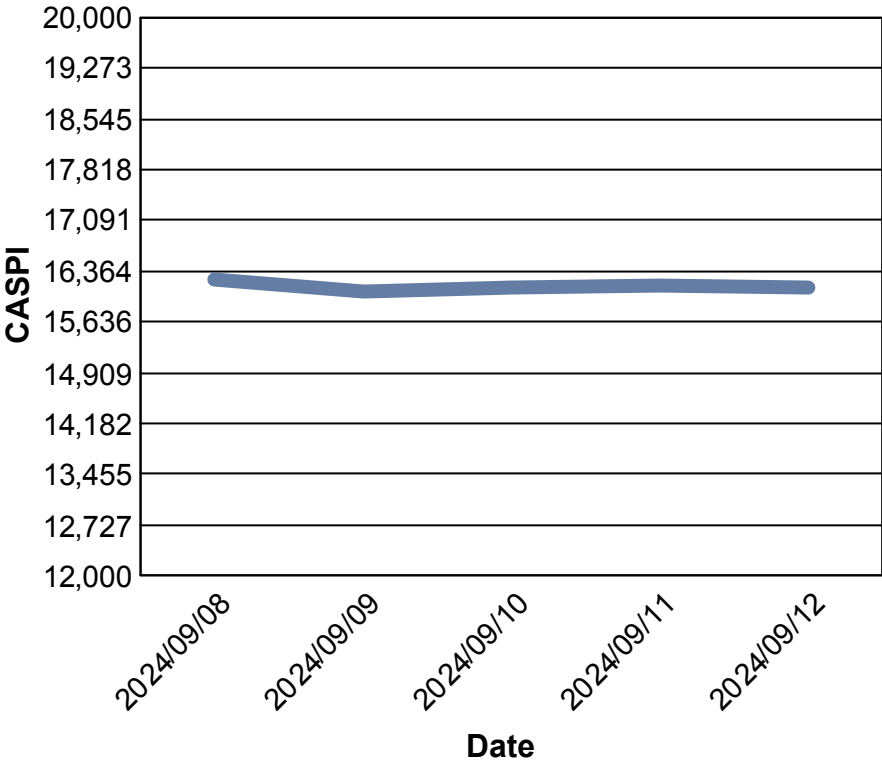
**Data for Turnover Value**



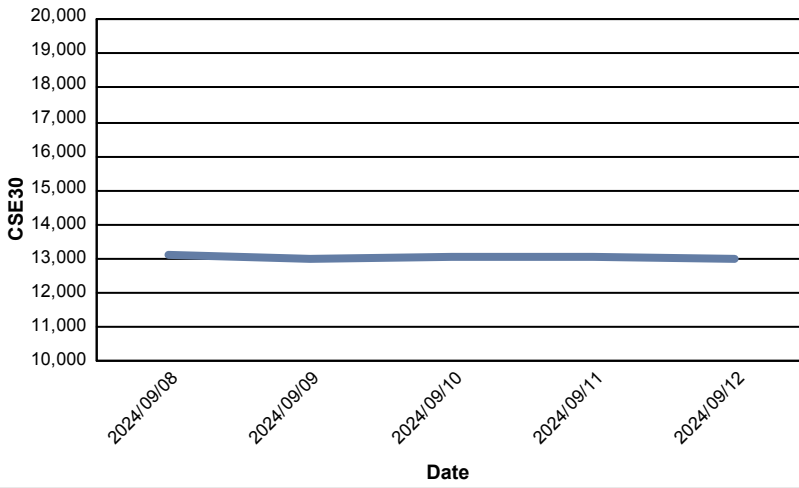
### Data for Turnover Volume



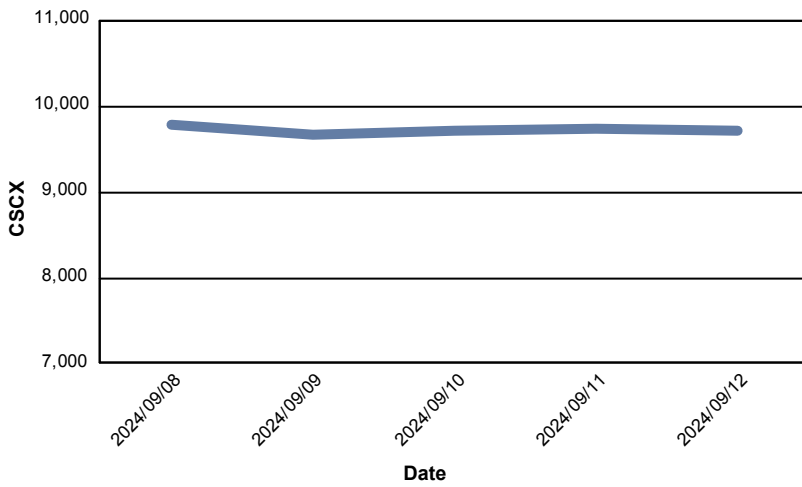
### CASPI Index



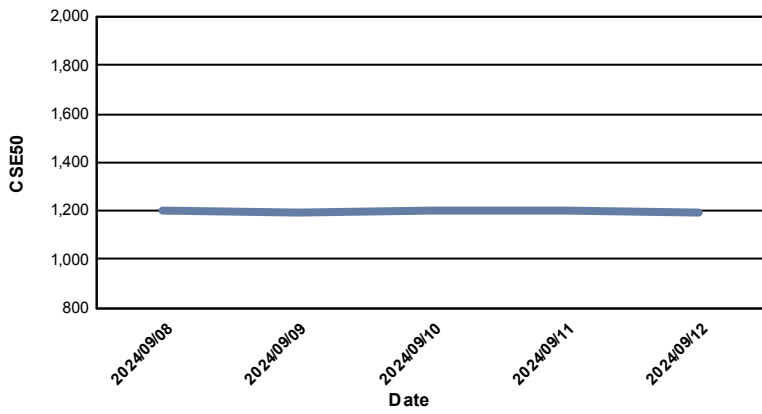
### Index CSE30



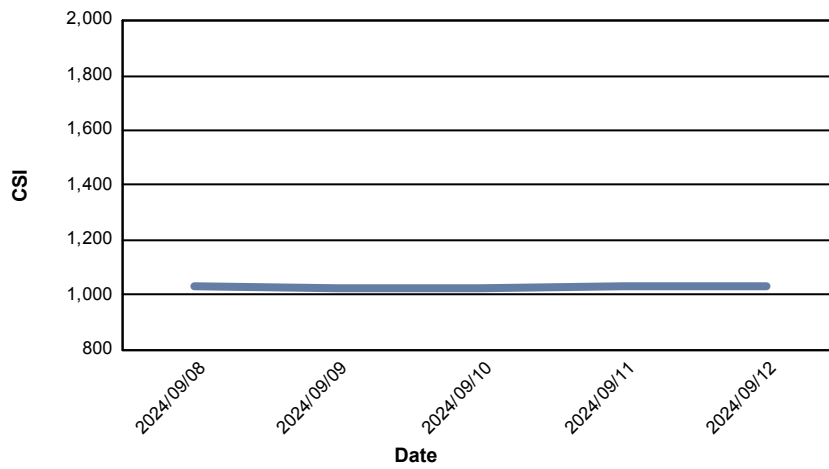
### Index CSCX



### Index CSE50



### Index CSI



### Index CSESMEX

