

Chittagong Stock Exchange

08-Aug-24

Weekly Market Summary

Week: 2024-08-04 to 2024-08-08 (Total 4 Days excluding 5th August 2024)

Total Turnover (BDT) :	2,604,736,961.90
Volume of Share (Nos):	26,798,488.00
Total Contact(Nos)	18,432
Total Scrip Traded	323

CATEGORY WISE TURNOVER		
Group	Turnover Value(BDT)	% of Total
A	2,447,668,877.40	93.96
B	96,977,630.20	3.72
N	54,474,184.40	2.09
Z	5,616,269.90	0.22

MAJOR INDICES IN THE WEEK						
Date	CASPI	CSE30	CSCX	CSE50	CSI	CSESMEX
08/01/2024	15119.2368	11923.0414	9113.3130	1,085.70	983.27	3,050.03
08/08/2024	16799.7634	13369.7944	10132.0167	1,229.53	1,066.86	3,114.91
change in %	11.1152	12.1341	11.1782	13.25	8.50	2.13

SCRIP PERFORMANCE IN THE WEEK	
Advanced	256
Declined	58
No Change	9
Total Traded Issues	323

TOP TEN GAINER COMPANIES BY CLOSING PRICE						
Scrip ID	Scrip Name	Category	Week Difference	Week		Turnover (BDT)
				Opening	Closing	
23001	MONNO CERAMIC INDUSTRIES LTD	A	32.76	69.90	92.80	514,323.20
25021	GSP FINANCE CO.(BANGLADESH) LT	A	31.11	9.00	11.80	481,231.90
20014	GBB POWER LIMITED	Z	30.37	7.90	10.30	62,740.30
22014	DHAKA BANK PLC.	A	30.30	9.90	12.90	943,719.00
25020	BAY LEASING & INVESTMENT LTD.	A	30.10	9.30	12.10	658,433.50
21016	GRAMEEN MF ONE : SCHEME TWO	A	30.00	12.00	15.60	1,138,551.20
12015	MONNO FABRICS LIMITED	B	29.60	17.90	23.20	3,787,888.90
13031	THE ACME LABORATORIES LTD	A	29.60	68.90	89.30	6,142,444.70
12042	Generation Next Fashions Ltd.	B	29.41	5.10	6.60	4,171,013.80
20021	ASSOCIATED OXYGEN LIMITED	A	28.96	18.30	23.60	1,966,246.50

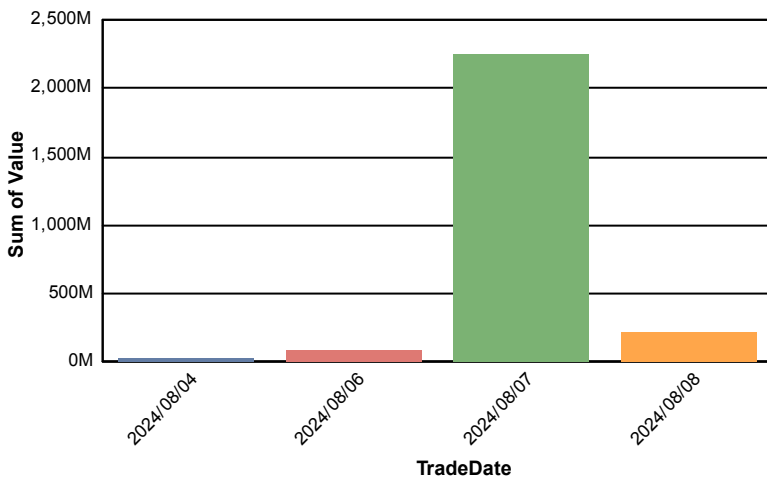
TOP TEN LOSER COMPANIES BY CLOSING PRICE

Scrip	Scrip Name	Category	Week Difference	Opening	Closing	Turnover (BDT)
32019	KHAN BROTHERS PP WOVEN BAG INDUS`	B	-16.95	122.10	101.40	65,910.00
21017	PRIME FINANCE 1ST MUTUAL FUND	A	-11.06	49.70	44.20	176,604.00
13005	BEXIMCO PHARMACEUTICALS LTD	A	-11.03	106.00	94.30	6,918,728.70
13025	SALVO CHEMICAL INDUSTRY LTD	B	-10.98	51.00	45.40	547,629.80
11024	SONAR BANGLA INSURANCE LTD.	A	-10.97	33.70	30.00	124,697.40
23005	SHINEPUKUR CERAMICS LIMITED	B	-10.93	32.00	28.50	133,234.00
13040	TECHNO DRUGS LIMITED	N	-9.44	63.50	57.50	32,246,029.80
18011	SEA PEARL BEACH RESORT & SPA LIMITE	A	-9.34	72.80	66.00	9,033,163.80
13011	KOHINOOR CHEMICAL CO (BD) LTD	A	-8.60	611.00	558.40	250,857.10
14028	TAUFIKA FOODS & LOVELLO ICECREAM P	A	-8.57	94.50	86.40	371,893.40

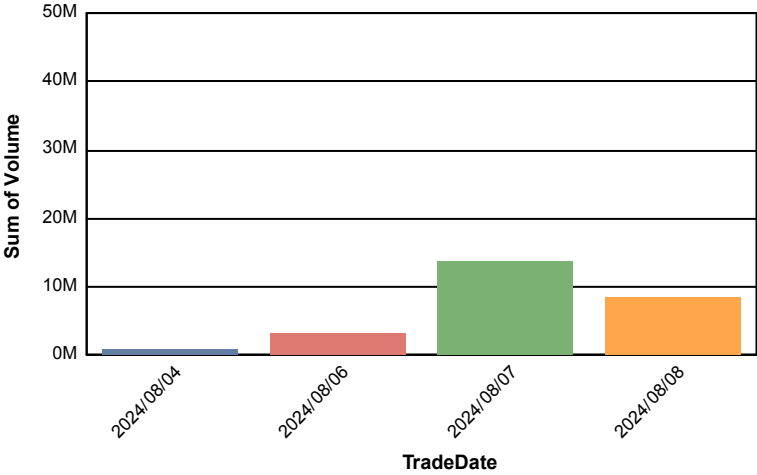
TOP TEN COMPANIES BY TURNOVER

Scrip ID	Scrip Name	Turnover (BDT)	Volume
32009	BRITISH AMERICAN TOBACCO BD CO	1,099,980,356.50	3,084,915
20008	MEGHNA PETROLEUM LIMITED	1,063,909,507.00	5,319,216
26003	ROBI AXIATA LIMITED	37,416,667.40	1,328,127
13040	TECHNO DRUGS LIMITED	32,246,029.80	547,927
13002	SQUARE PHARMACEUTICALS PLC.	22,502,756.70	98,802
15009	LAFARGE HOLCIM BANGLADESH LIMITED	21,384,484.70	347,596
26001	GRAMEENPHONE LIMITED	15,953,393.20	54,158
18012	BEST HOLDINGS LIMITED	12,257,729.30	439,476
18011	SEA PEARL BEACH RESORT & SPA LIMITED	9,033,163.80	137,429
22006	THE CITY BANK PLC.	8,889,076.80	396,428

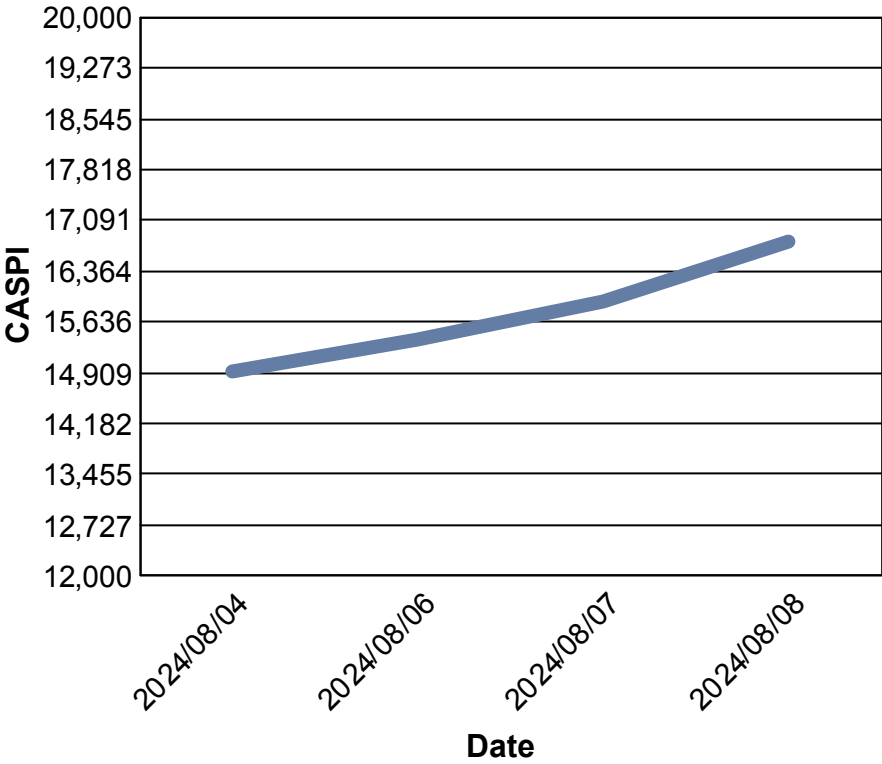
Data for Turnover Value



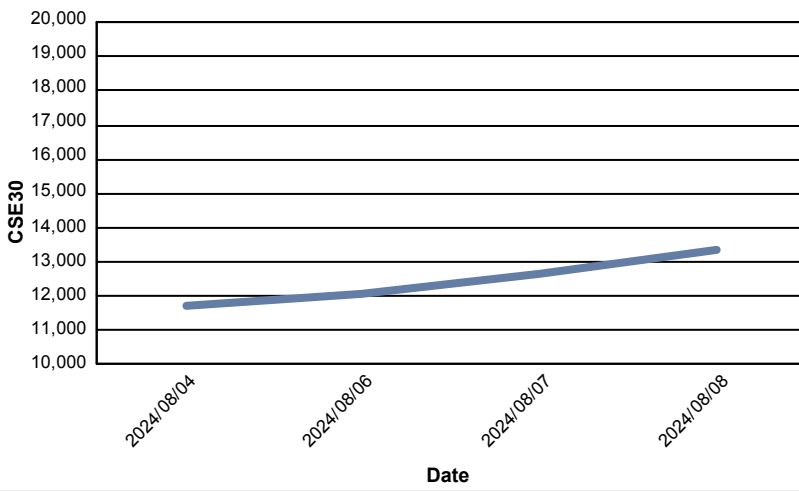
Data for Turnover Volume



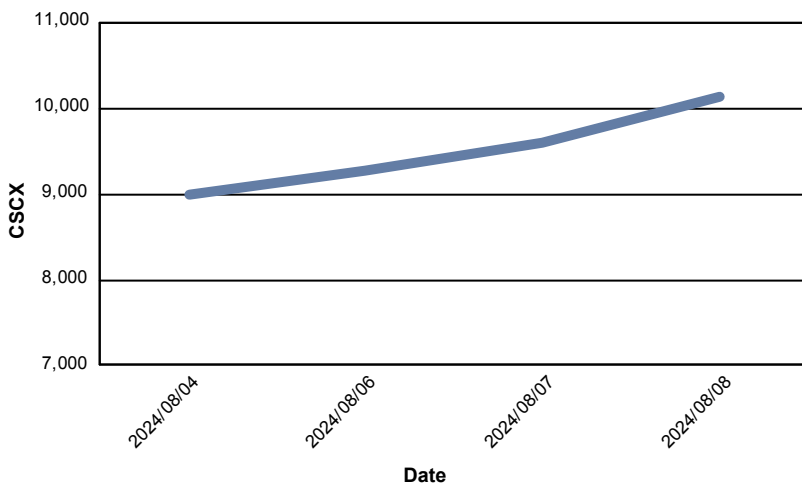
CASPI Index



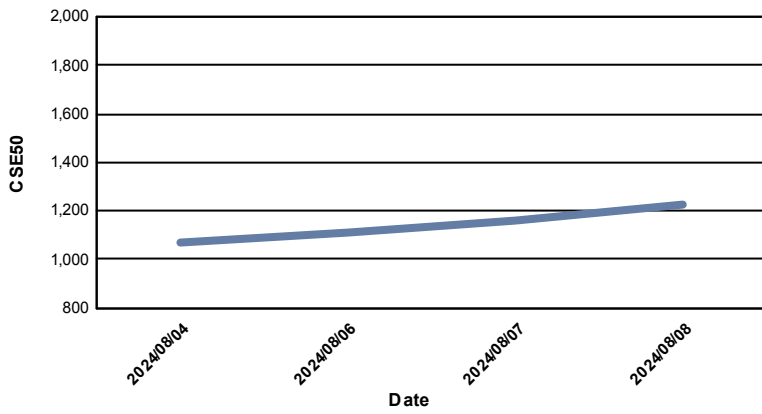
Index CSE30



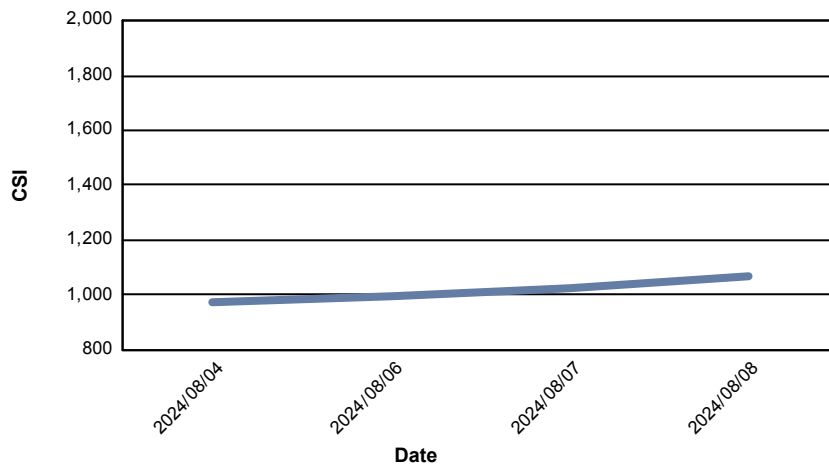
Index CSCX



Index CSE50



Index CSI



Index CSESMEX

