

Chittagong Stock Exchange

Weekly Market Summary

14-Nov-24

Week: 2024-11-10 to 2024-11-14 (Total 5 Days)

Total Turnover (BDT) :	698,651,314.00
Volume of Share (Nos):	19,309,269.00
Total Contact(Nos)	10,866
Total Scrip Traded	314

CATEGORY WISE TURNOVER		
Group	Turnover Value(BDT)	% of Total
A	523,617,705.30	74.94
B	155,898,339.20	22.31
N	11,751,541.00	1.68
Z	7,383,728.50	1.06

MAJOR INDICES IN THE WEEK						
Date	CASPI	CSE30	CSCX	CSE50	CSI	CSESMEX
11/07/2024	14851.6086	12240.9715	9032.7632	1,134.59	954.67	2,106.85
11/14/2024	14880.2248	12407.1314	9062.5531	1,140.83	956.82	2,080.73
change in %	0.1927	1.3574	0.3298	0.55	0.22	-1.24

SCRIP PERFORMANCE IN THE WEEK	
Advanced	113
Declined	182
No Change	19
Total Traded Issues	314

TOP TEN GAINER COMPANIES BY CLOSING PRICE							
Scrip ID	Scrip Name	Category	Week Difference	Opening	Closing	Turnover (BDT)	
11046	MEGHNA INSURANCE COMPANY LTD.	A	26.69	22.10	28.00	288,673.60	
11043	GLOBAL INSURANCE COMPANY LTD.	A	23.33	21.00	25.90	47,006.80	
11035	ASIA INSURANCE LIMITED	A	21.67	26.30	32.00	1,376,331.40	
11005	JANATA INSURANCE COMPANY LTD	A	19.58	24.00	28.70	65,644.90	
15001	CONFIDENCE CEMENT PLC.	A	18.08	49.20	58.10	1,405,839.70	
11024	SONAR BANGLA INSURANCE LTD.	A	16.60	25.90	30.20	22,104.00	
10011	PADMA ISLAMI LIFE INSURANCE LT	Z	16.43	14.60	17.00	260,085.00	
12070	NEW LINE CLOTHINGS LIMITED	Z	15.62	16.00	18.50	55,496.60	
11031	STANDARD INSURANCE LIMITED	A	15.40	31.80	36.70	906,827.50	
11041	CRYSTAL INSURANCE COMPANY LIMITED	A	15.28	51.70	59.60	3,733,498.20	

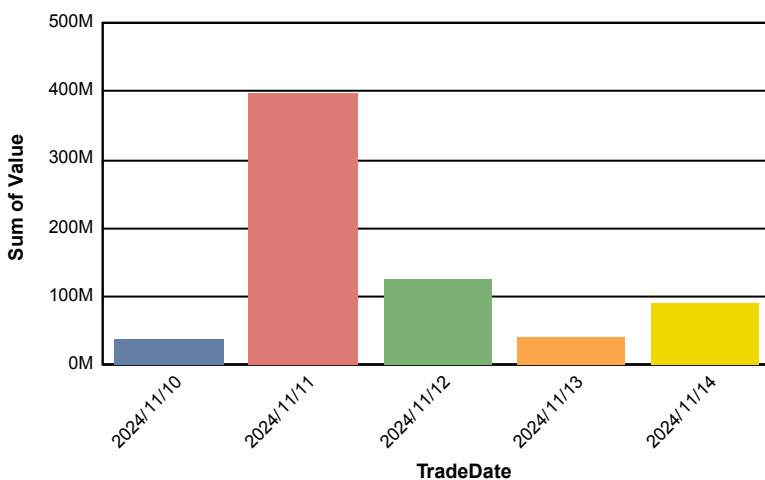
TOP TEN LOSER COMPANIES BY CLOSING PRICE

Scrip	Scrip Name	Category	Week Difference	Opening	Closing	Turnover (BDT)
16016	RANGPUR FOUNDRY LTD	A	-16.72	156.10	130.00	260,529.00
14012	RAHIMA FOOD CORPORATION LTD	A	-12.32	99.00	86.80	36,521.20
15011	PREMIER CEMENT MILLS PLC	A	-12.30	65.00	57.00	345,015.20
16003	ANWAR GALVANIZING LIMITED	A	-12.04	83.00	73.00	246,880.60
14017	FU-WANG FOODS LIMITED	B	-12.00	15.00	13.20	2,637,357.60
20024	BARAKA PATENGA POWER LIMITED	B	-11.90	12.60	11.10	278,896.40
14010	NATIONAL TEA COMPANY LIMITED	Z	-11.20	227.50	202.00	19,801.20
23001	MONNO CERAMIC INDUSTRIES LTD	A	-11.04	69.70	62.00	47,820.00
16037	NAHEE ALUMINUM COMPOSITE PANEL LT	B	-10.64	21.60	19.30	52,721.00
13008	ORION INFUSION LIMITED	A	-10.59	338.00	302.20	7,773,439.00

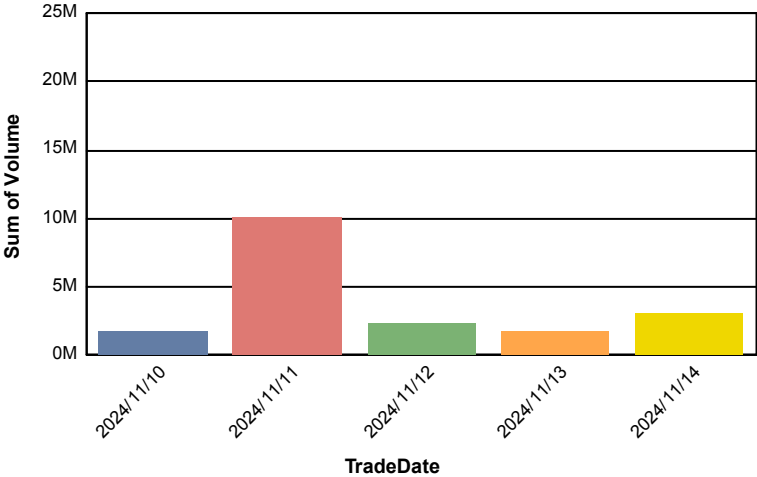
TOP TEN COMPANIES BY TURNOVER

Scrip ID	Scrip Name	Turnover (BDT)	Volume
20008	MEGHNA PETROLEUM LIMITED	176,581,569.30	802,663
22006	THE CITY BANK PLC.	175,053,715.20	7,612,166
14022	FINE FOODS LIMITED	117,677,039.10	709,031
32004	BD SHIPPING CORPORATION	12,852,616.50	130,193
26003	ROBI AXIATA LIMITED	12,828,803.90	476,989
25010	LANKABANGLA FINANCE PLC	8,554,313.50	415,794
13002	SQUARE PHARMACEUTICALS PLC.	7,803,566.40	35,126
13008	ORION INFUSION LIMITED	7,773,439.00	23,344
22004	UNITED COMMERCIAL BANK PLC.	7,674,793.50	747,407
32009	BRITISH AMERICAN TOBACCO BD CO	6,933,712.40	18,495

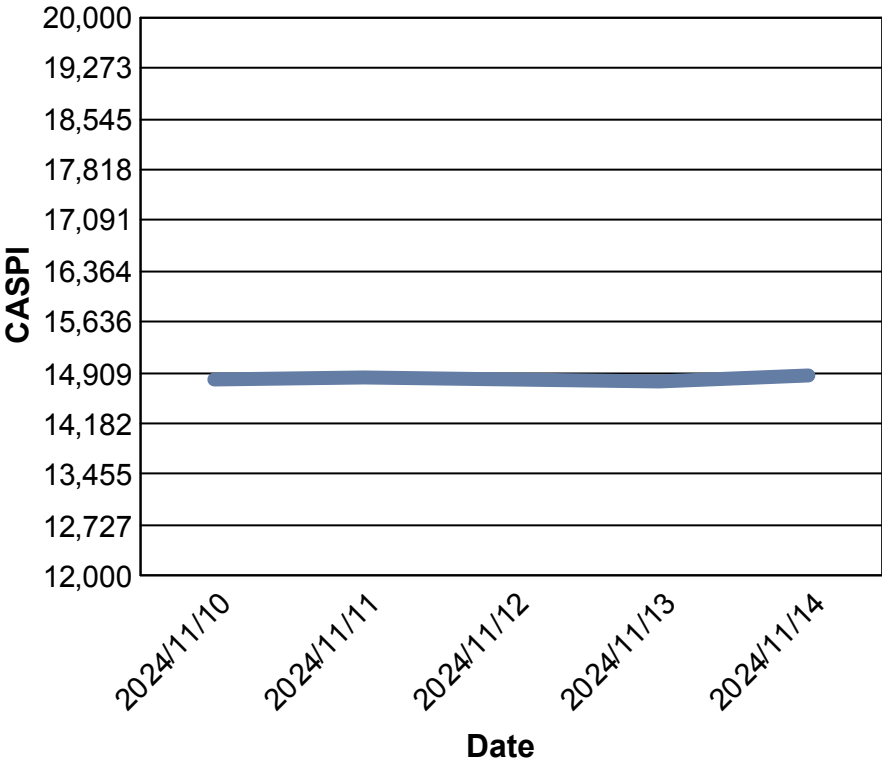
Data for Turnover Value



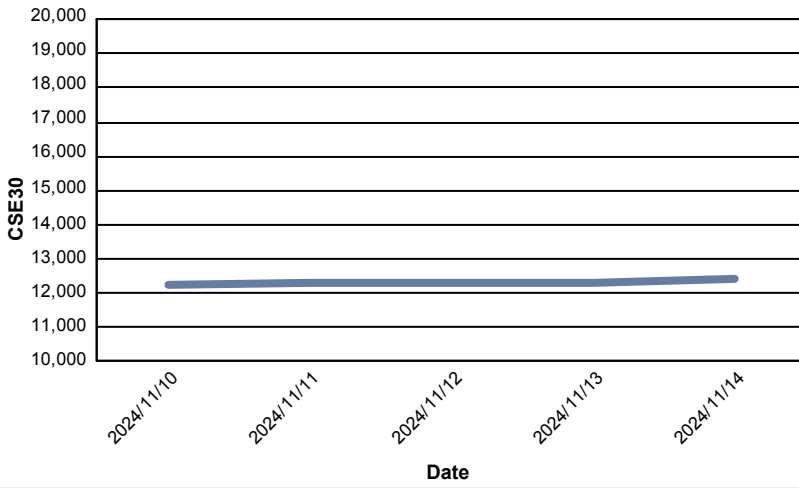
Data for Turnover Volume



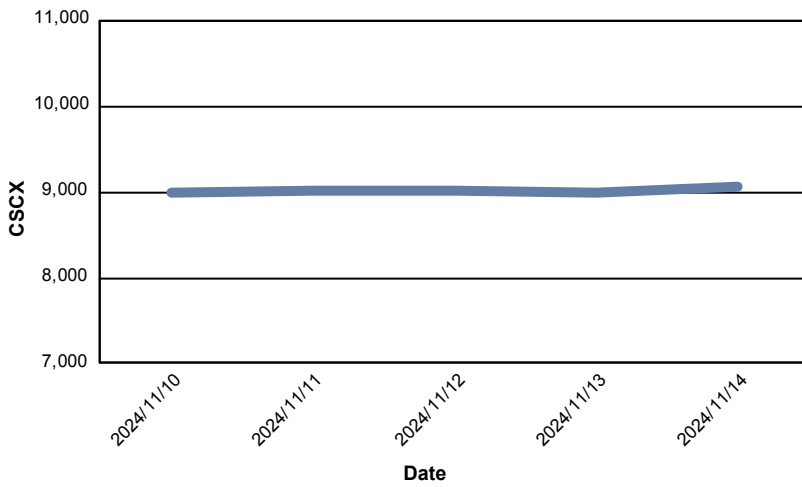
CASPI Index



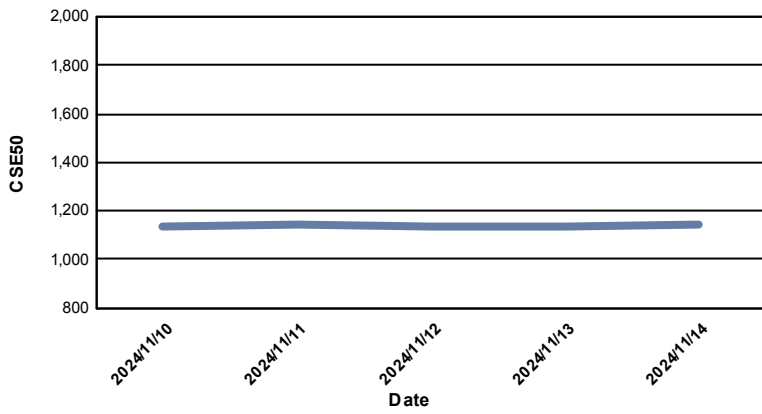
Index CSE30



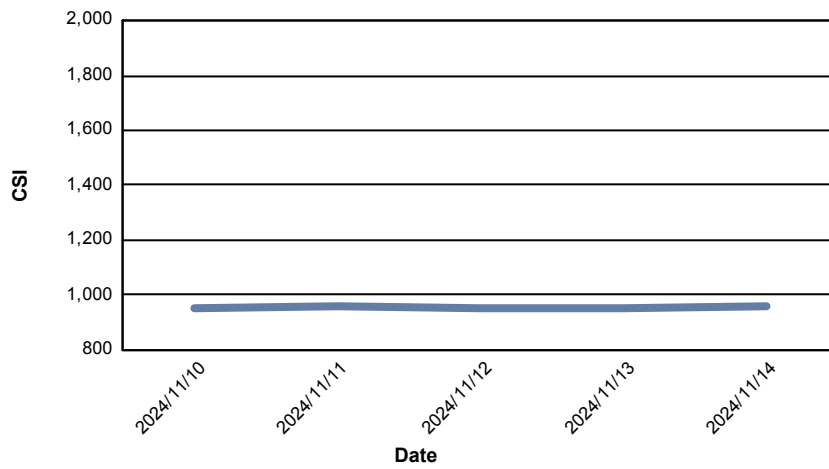
Index CSCX



Index CSE50



Index CSI



Index CSESMEX

