

Chittagong Stock Exchange

Weekly Market Summary

19-Dec-24

Week: 2024-12-15 to 2024-12-19 (Total 4 Days excluding 16th december 2024)

Total Turnover (BDT) :	458,889,437.20
Volume of Share (Nos):	14,807,355.00
Total Contact(Nos)	6,563
Total Scrip Traded	291

CATEGORY WISE TURNOVER		
Group	Turnover Value(BDT)	% of Total
A	400,507,477.80	87.28
B	46,879,216.50	10.22
N	4,471,640.30	0.97
Z	7,031,102.60	1.53

MAJOR INDICES IN THE WEEK						
Date	CASPI	CSE30	CSCX	CSE50	CSI	CSESMEX
12/12/2024	14304.0019	11755.9296	8702.0021	1,083.83	925.38	2,037.22
12/19/2024	14522.6963	12024.1791	8843.5296	1,111.51	935.01	2,058.02
change in %	1.5289	2.2818	1.6264	2.55	1.04	1.02

SCRIP PERFORMANCE IN THE WEEK	
Advanced	131
Declined	134
No Change	26
Total Traded Issues	291

TOP TEN GAINER COMPANIES BY CLOSING PRICE							
Scrip ID	Scrip Name	Category	Week Difference	Opening	Closing	Turnover (BDT)	
32007	HAMI INDUSTRIES LTD	Z	38.12	69.50	96.00	48,252.80	
13023	BEACON PHARMACEUTICALS PLC.	A	24.36	110.00	136.80	43,970,411.70	
20021	ASSOCIATED OXYGEN LIMITED	A	17.10	15.20	17.80	1,186,024.50	
13008	ORION INFUSION LIMITED	A	14.15	318.00	363.00	2,876,106.80	
12038	SHARP INDUSTRIES PLC	Z	12.57	15.90	17.90	56,843.80	
13031	THE ACME LABORATORIES LTD	A	10.98	71.00	78.80	987,774.30	
32004	BD SHIPPING CORPORATION	A	10.84	84.80	94.00	9,718,693.20	
11040	EXPRESS INSURANCE LIMITED	B	10.63	53.60	59.30	244,065.00	
17008	LEGACY FOOTWEAR LIMITED	B	10.62	46.10	51.00	77,386.00	
16036	OIMEX ELECTRODE LIMITED	B	10.56	24.60	27.20	281,439.30	

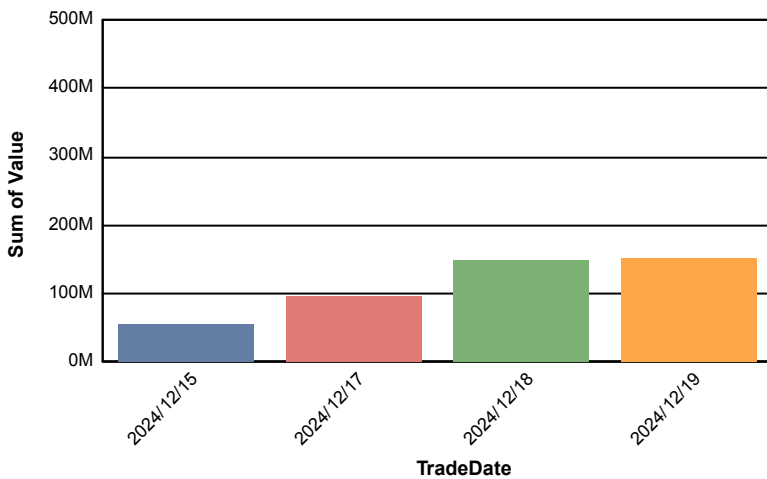
TOP TEN LOSER COMPANIES BY CLOSING PRICE

Scrip	Scrip Name	Category	Week Difference	Opening	Closing	Turnover (BDT)
12070	NEW LINE CLOTHINGS LIMITED	Z	-13.41	8.20	7.10	273,126.10
12055	ZAHEEN SPINNING LTD.	B	-13.04	6.90	6.00	11,531.00
11027	PARAMOUNT INSURANCE CO. LTD	A	-10.00	46.00	41.40	32,292.00
16601	NIALCO ALLOYS LIMITED	N	-10.00	29.00	26.10	143,750.00
19010	KHULNA PRINTING & PACKAGING LTD.	Z	-9.63	8.30	7.50	92,109.30
19012	PAPER PROCESSING & PACKAGING LIMIT	A	-9.58	121.00	109.40	32,814.00
20005	DHAKA ELECTRIC SUPPLY CO. LTD.	A	-9.43	21.20	19.20	38,400.00
25003	UTTARA FINANCE & INVESTME	Z	-9.37	16.00	14.50	1,000.50
19008	MIRACLE INDUSTRIES LIMITED	Z	-9.09	30.80	28.00	2,350,480.00
32018	DESHBANDHU POLYMER LIMITED	B	-8.86	20.30	18.50	9,250.00

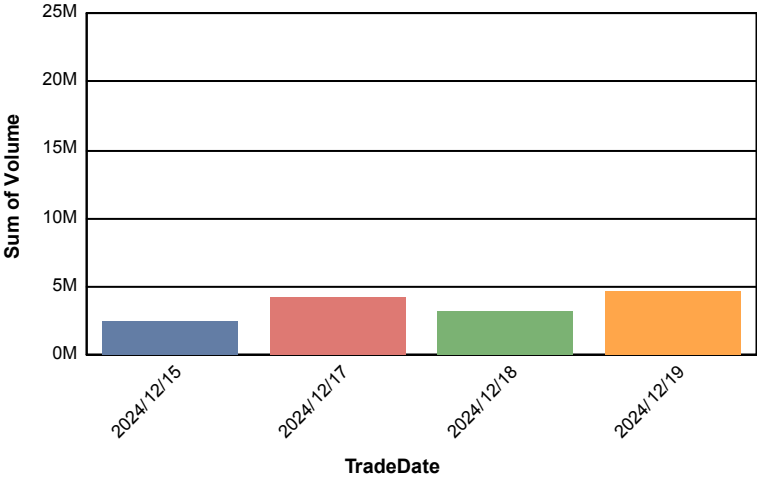
TOP TEN COMPANIES BY TURNOVER

Scrip ID	Scrip Name	Turnover (BDT)	Volume
16024	GPH ISPAT LIMITED	126,533,067.20	6,153,673
13023	BEACON PHARMACEUTICALS PLC.	43,970,411.70	328,129
17002	APEX FOOTWEAR LTD.	41,429,845.00	202,607
13015	WATA CHEMICALS LTD.	40,705,000.00	350,000
26003	ROBI AXIATA LIMITED	18,622,054.00	670,955
14022	FINE FOODS LIMITED	18,509,550.00	86,170
32004	BD SHIPPING CORPORATION	9,718,693.20	104,617
32024	INDEX AGRO INDUSTRIES LTD	7,304,216.00	102,906
13002	SQUARE PHARMACEUTICALS PLC.	6,510,002.30	29,362
22004	UNITED COMMERCIAL BANK PLC.	6,166,825.20	675,320

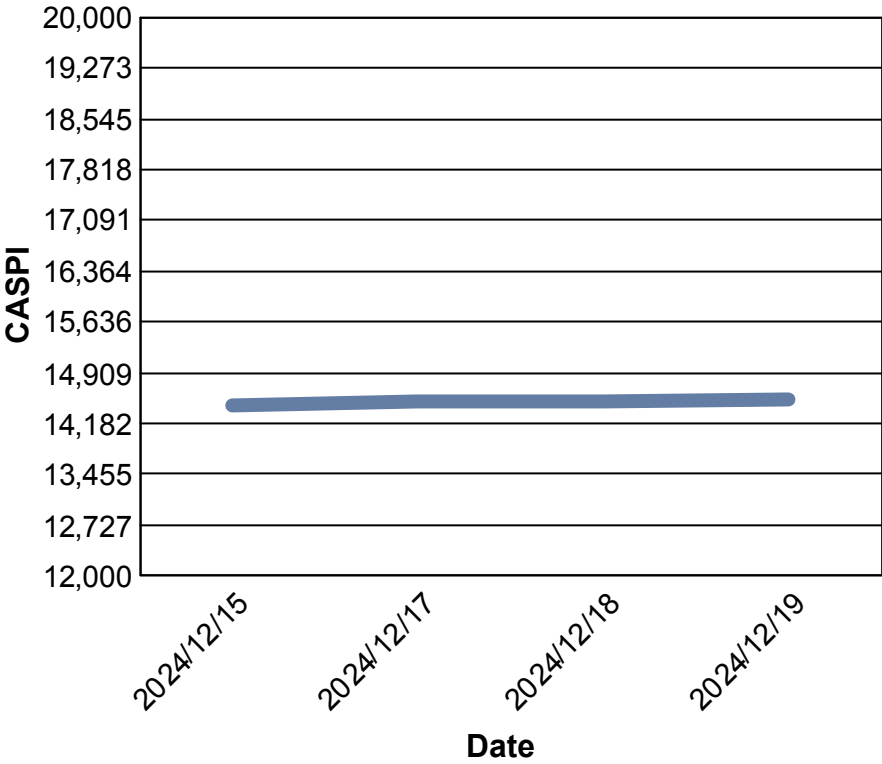
Data for Turnover Value



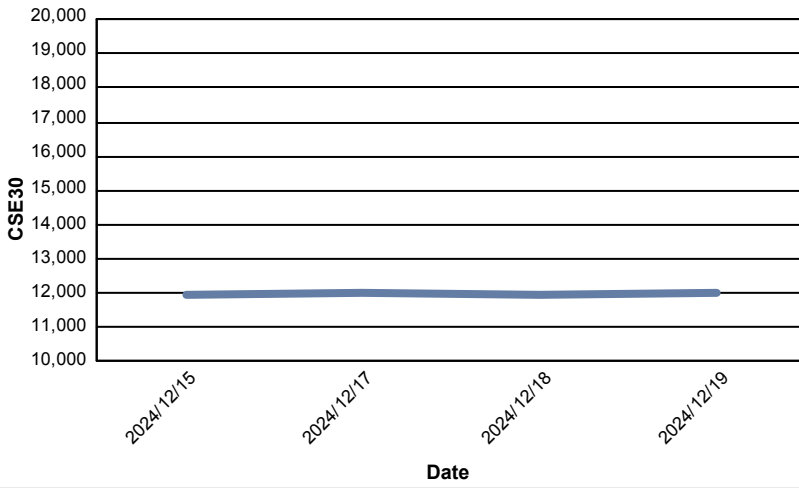
Data for Turnover Volume



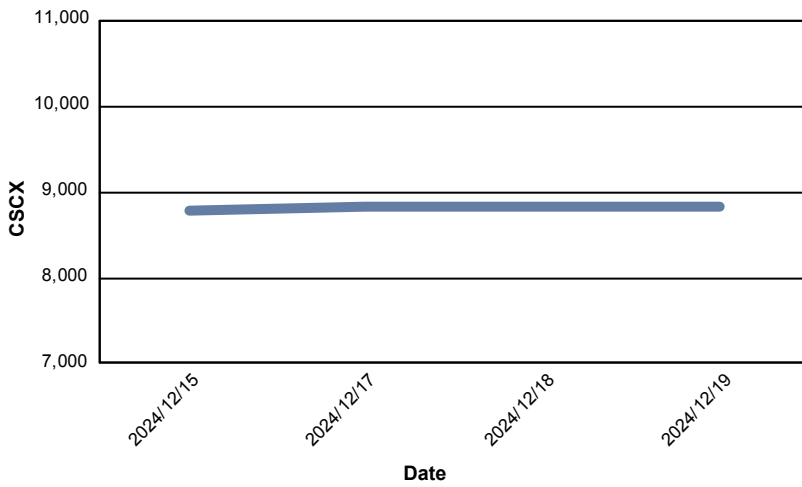
CASPI Index



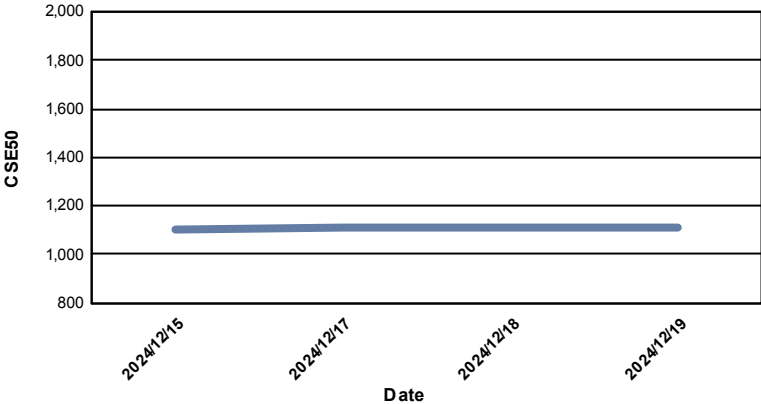
Index CSE30



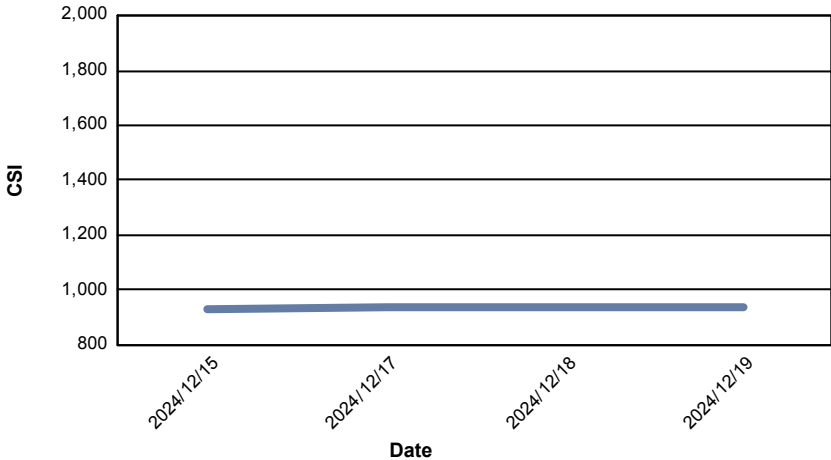
Index CSCX



Index CSE50



Index CSI



Index CSESMEX

