

Chittagong Stock Exchange

Weekly Market Summary

07-Nov-24

Week: 2024-11-03 to 2024-11-07 (Total 5 Days)

Total Turnover (BDT) :	348,959,120.10
Volume of Share (Nos):	13,618,997.00
Total Contact(Nos)	14,035
Total Scrip Traded	317

CATEGORY WISE TURNOVER		
Group	Turnover Value(BDT)	% of Total
A	247,556,568.70	70.94
B	67,871,939.50	19.45
N	25,437,438.10	7.29
Z	8,093,173.80	2.32

MAJOR INDICES IN THE WEEK						
Date	CASPI	CSE30	CSCX	CSE50	CSI	CSESMEX
10/31/2024	14442.0094	12017.0156	8779.0664	1,116.48	923.81	2,070.92
11/07/2024	14851.6086	12240.9715	9032.7632	1,134.59	954.67	2,106.85
change in %	2.8362	1.8637	2.8898	1.62	3.34	1.73

SCRIP PERFORMANCE IN THE WEEK	
Advanced	248
Declined	57
No Change	12
Total Traded Issues	317

TOP TEN GAINER COMPANIES BY CLOSING PRICE							
Scrip ID	Scrip Name	Category	Week Difference	Opening	Closing	Turnover (BDT)	
32007	HAMI INDUSTRIES LTD	Z	46.15	54.60	79.80	996.60	
13026	GLOBAL HEAVY CHEMICALS LIMITED	B	45.30	18.10	26.30	437,232.60	
10013	SONALI LIFE INSURANCE COMPANY LTD.	A	36.05	38.00	51.70	37,722.80	
16025	BENGAL WINDSOR THERMOPLASTICS	B	30.88	13.60	17.80	88,754.90	
10010	RUPALI LIFE INSURANCE CO. LTD.	A	28.90	73.00	94.10	602,981.00	
21025	PHOENIX FIN. 1ST MUTUAL FUND	A	28.88	4.50	5.80	4.90	
25003	UTTARA FINANCE & INVESTME	Z	27.51	14.90	19.00	2,850.00	
23005	SHINEPUKUR CERAMICS LIMITED	B	27.11	11.80	15.00	1,934,835.80	
11022	ASIA PACIFIC GEN INS CO LTD	A	25.99	27.70	34.90	34,900.00	
16020	S. ALAM COLD ROLLED STEELS LTD	B	25.71	10.50	13.20	385,158.30	

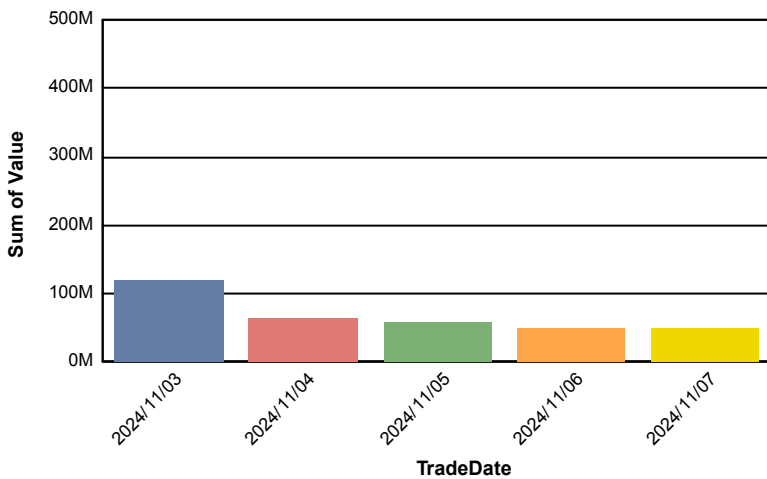
TOP TEN LOSER COMPANIES BY CLOSING PRICE

Scrip	Scrip Name	Category	Week Difference	Opening	Closing	Turnover (BDT)
11016	PRIME INSURANCE COMPANY LTD	A	-17.48	38.90	32.10	963,110.00
12042	Generation Next Fashions Ltd.	B	-8.69	4.60	4.20	722,795.40
12017	ALLTEX INDUSTRIES LIMITED	Z	-8.47	11.80	10.80	13,874.00
13017	KEYA COSMETICS LIMITED	Z	-8.19	6.10	5.60	1,572,416.30
11021	NITOL INSURANCE COMPANY LTD	A	-7.69	26.00	24.00	2,400.00
12052	HAMID FABRICS PLC.	B	-7.61	10.50	9.70	58,718.10
25022	FAREAST FINANCE & INVESTMENT L	Z	-7.31	4.10	3.80	1,945.60
32019	KHAN BROTHERS PP WOVEN BAG INDUS`	B	-6.47	156.10	146.00	58,400.00
25006	PEOPLE'S LEASING & FIN'L SERV.	Z	-6.45	3.10	2.90	13,807.20
20005	DHAKA ELECTRIC SUPPLY CO. LTD.	A	-6.27	22.30	20.90	71,330.80

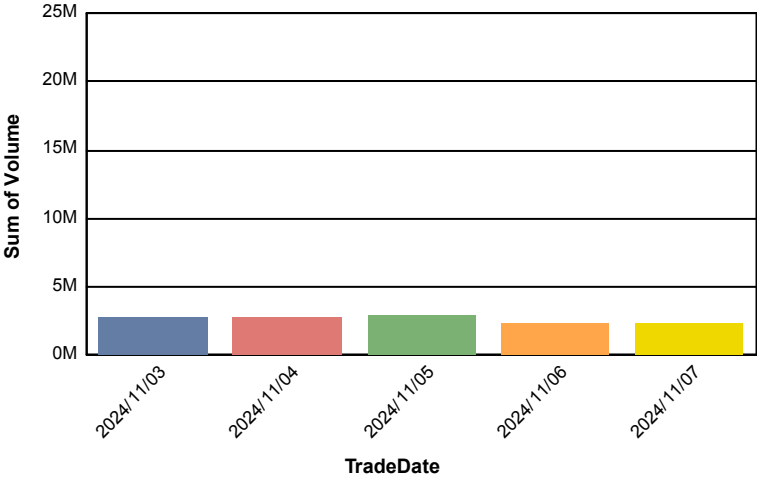
TOP TEN COMPANIES BY TURNOVER

Scrip ID	Scrip Name	Turnover (BDT)	Volume
10002	NATIONAL LIFE INSURANCE CO.LTD	61,868,642.00	535,644
22038	MIDLAND BANK LIMITED	15,140,959.20	530,728
26003	ROBI AXIATA LIMITED	14,509,322.60	531,085
14028	TAUFIKA FOODS & LOVELLO ICECREAM PLC	12,833,387.00	144,120
13040	TECHNO DRUGS LIMITED	10,479,211.80	266,302
13027	ORION PHARMA LIMITED	10,163,034.60	231,662
18012	BEST HOLDINGS LIMITED	10,057,394.50	433,683
22008	ISLAMI BANK BANGLADESH PLC.	9,170,779.80	165,609
25010	LANKABANGLA FINANCE PLC	7,975,890.70	397,461
13002	SQUARE PHARMACEUTICALS PLC.	6,536,509.30	29,022

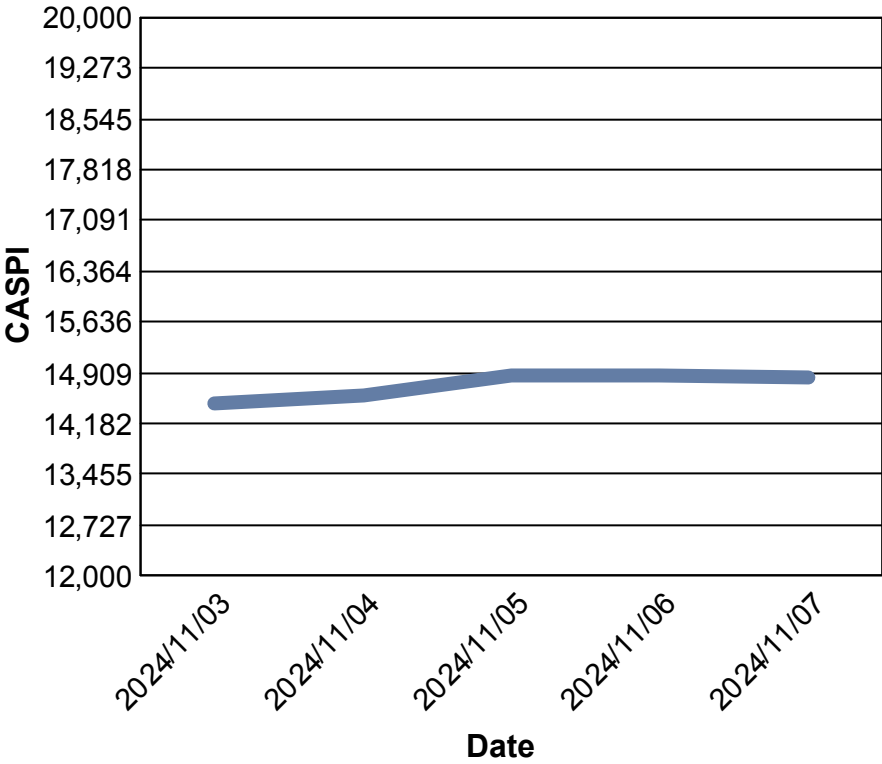
Data for Turnover Value



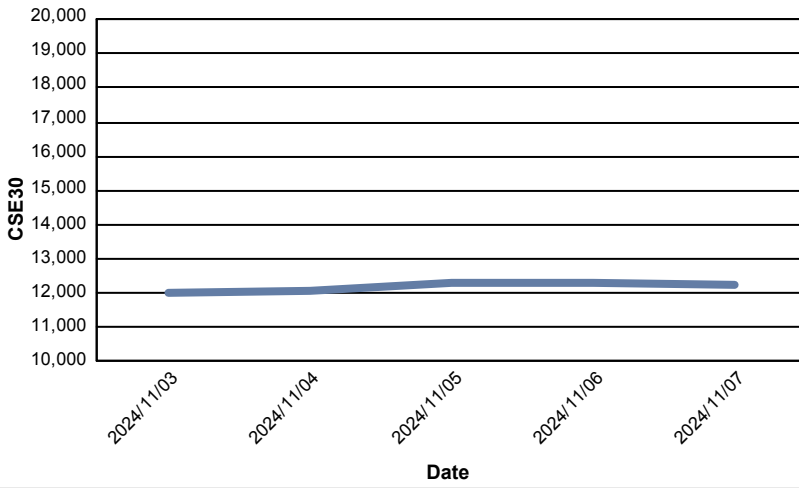
Data for Turnover Volume



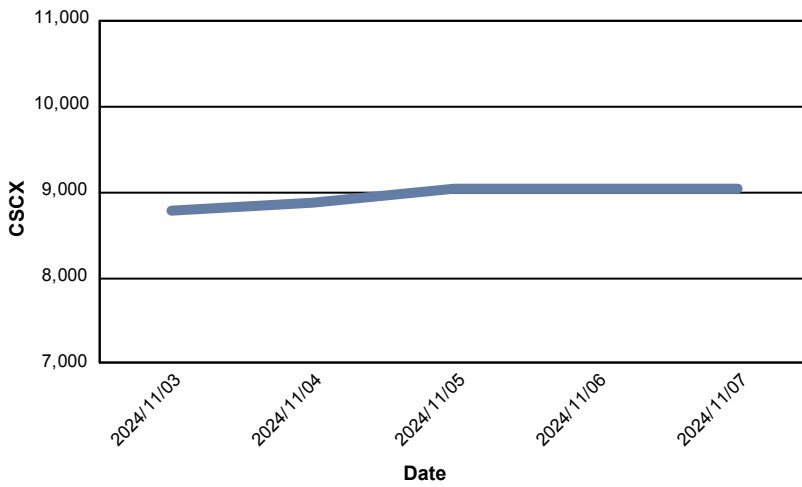
CASPI Index



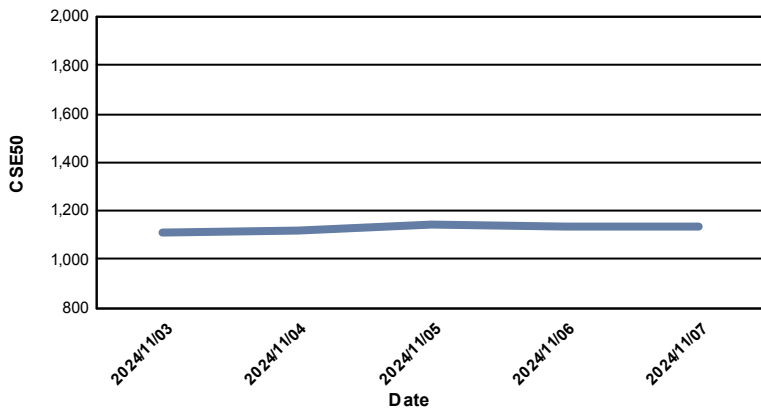
Index CSE30



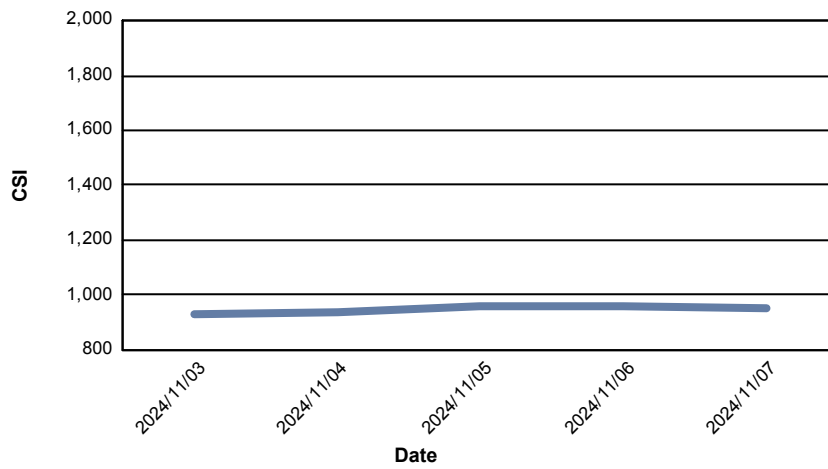
Index CSCX



Index CSE50



Index CSI



Index CSESMEX

