

# Chittagong Stock Exchange

05-Sep-24

## Weekly Market Summary

**Week:** 2024-09-01 to 2024-09-05 (Total 5 Days )

<b>Total Turnover (BDT) :</b>	718,143,094.80
<b>Volume of Share (Nos):</b>	19,609,515.00
<b>Total Contact(Nos)</b>	17,504
<b>Total Scrip Traded</b>	324

CATEGORY WISE TURNOVER		
Group	Turnover Value(BDT)	% of Total
A	481,610,070.20	67.06
B	206,819,736.20	28.80
N	23,565,072.50	3.28
Z	6,148,215.90	0.86

MAJOR INDICES IN THE WEEK						
Date	CASPI	CSE30	CSCX	CSE50	CSI	CSESMEX
08/29/2024	16520.2379	13199.9202	9954.5862	1,219.32	1,047.74	2,671.80
09/05/2024	16378.7640	13099.8870	9875.8843	1,207.91	1,039.21	2,591.14
change in %	-0.8564	-0.7578	-0.7906	-0.94	-0.81	-3.02

SCRIP PERFORMANCE IN THE WEEK	
Advanced	91
Declined	221
No Change	12
Total Traded Issues	324

TOP TEN GAINER COMPANIES BY CLOSING PRICE							
Scrip ID	Scrip Name	Category	Week Difference	Week		Turnover (BDT)	
				Opening	Closing	Opening	Closing
20013	LINDE BANGLADESH LIMITED	A	29.36	1,198.00	1,549.80	3,762,824.90	
13012	LIBRA INFUSIONS LIMITED	B	21.42	700.00	850.00	379,414.90	
32019	KHAN BROTHERS PP WOVEN BAG INDUSTRIE:	B	17.27	103.60	121.50	32,001,838.30	
15001	CONFIDENCE CEMENT PLC.	A	16.57	71.80	83.70	2,437,017.20	
25001	INVESTMENT CORP OF BANGLADESH	B	14.79	64.90	74.50	216,704.20	
10005	FAREAST ISLAMI LIFE INSURANCE	Z	14.55	41.90	48.00	200,737.90	
12043	ENVOY TEXTILES LIMITED	A	14.21	42.90	49.00	512,807.10	
16024	GPH ISPAT LIMITED	A	13.52	28.10	31.90	13,853,791.50	
17002	APEX FOOTWEAR LTD.	A	13.38	229.30	260.00	190,719.00	
14028	TAUFIKA FOODS & LOVELLO ICECREAM PLC.	A	13.21	77.20	87.40	915,870.60	

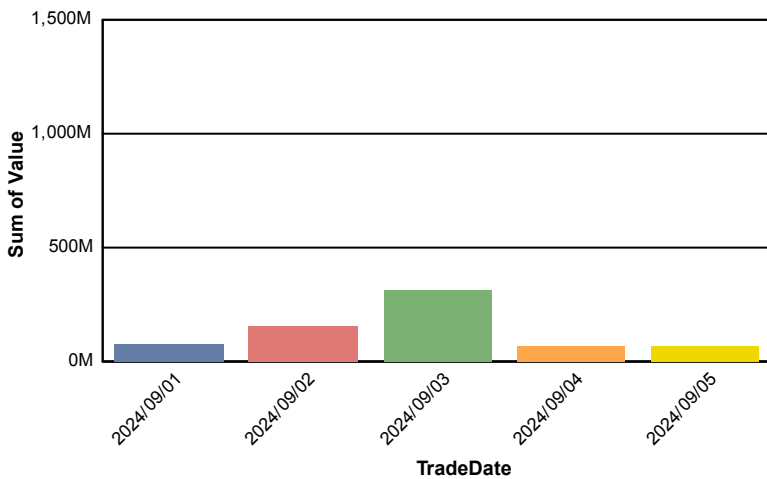
**TOP TEN LOSER COMPANIES BY CLOSING PRICE**

Scrip	Scrip Name	Category	Week Difference	Opening	Closing	Turnover (BDT)
40013	BEXIMCO GREEN SUKUK AL ISTISNA'A	A	-26.38	57.60	42.40	17,017.30
21017	PRIME FINANCE 1ST MUTUAL FUND	A	-25.91	52.10	38.60	118,409.60
20010	KHULNA POWER COMPANY LIMITED	A	-19.42	24.20	19.50	9,948,425.30
23005	SHINEPUKUR CERAMICS LIMITED	B	-15.49	21.30	18.00	1,960,436.10
21030	IFIL ISLAMIC MUTUAL FUND-1	A	-15.09	5.30	4.50	4,158.00
10012	SUNLIFE INSURANCE COMPANY LTD.	B	-14.85	59.90	51.00	37,864.00
13008	ORION INFUSION LIMITED	A	-13.49	366.00	316.60	417,725.50
16040	COPPERTECH INDUSTRIES LTD.	B	-12.59	26.20	22.90	151,770.60
21022	PRIME BANK 1ST ICB AMCL MF	A	-12.28	5.70	5.00	24,060.00
14027	EMERALD OIL INDUSTRIES LIMITED	A	-12.19	36.90	32.40	1,114,264.10

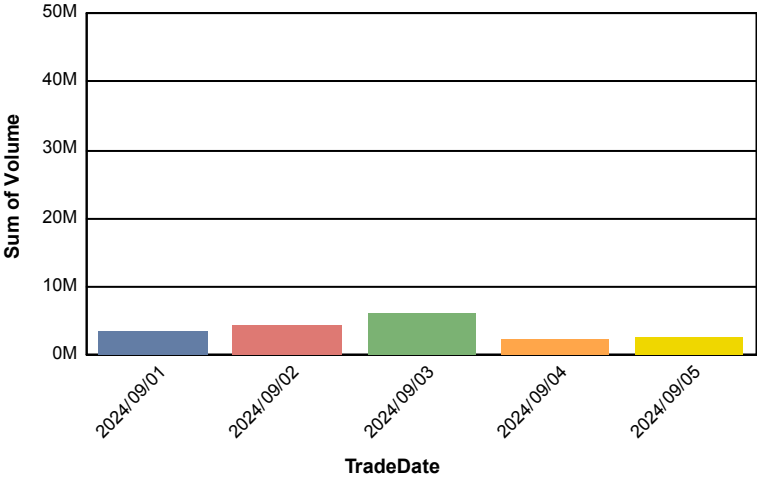
**TOP TEN COMPANIES BY TURNOVER**

Scrip ID	Scrip Name	Turnover (BDT)	Volume
22029	BRAC BANK PLC.	151,343,542.70	2,659,027
14022	FINE FOODS LIMITED	84,514,270.00	500,000
32019	KHAN BROTHERS PP WOVEN BAG INDUSTRI	32,001,838.30	282,028
16019	SINGER BANGLADESH LIMITED	31,918,146.10	201,480
32021	AMAN FEED LIMITED	29,895,458.50	1,077,309
26003	ROBI AXIATA LIMITED	22,711,126.40	758,201
25010	LANKABANGLA FINANCE PLC	17,544,035.60	771,912
22038	MIDLAND BANK LIMITED	15,067,646.00	563,156
16024	GPH ISPAT LIMITED	13,853,791.50	446,587
10008	PRAGATI LIFE INSURANCE LTD.	11,897,500.00	57,500

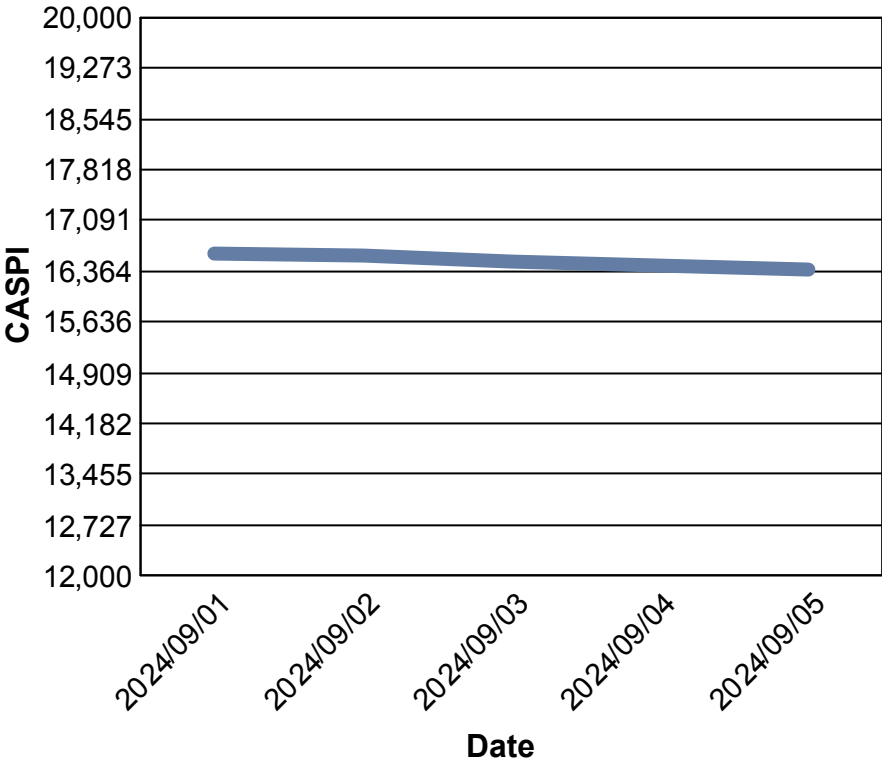
**Data for Turnover Value**



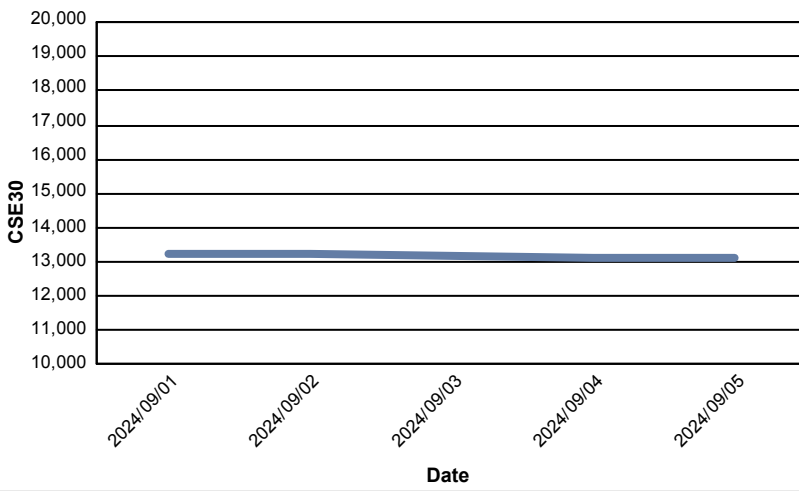
### Data for Turnover Volume



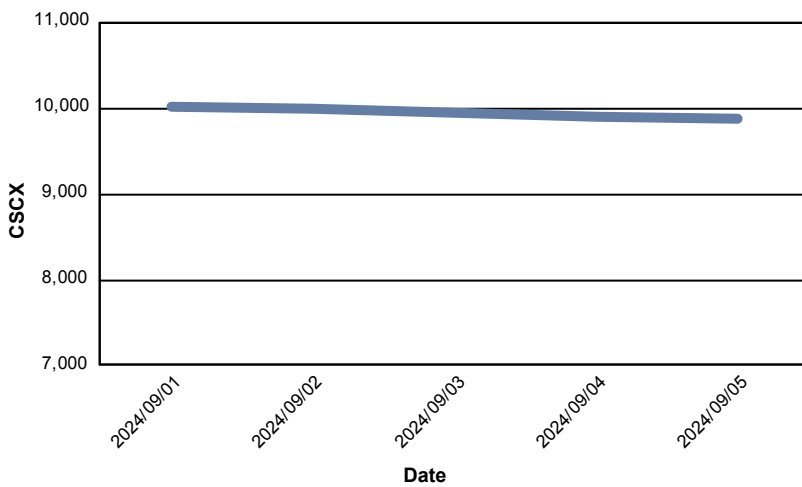
### CASPI Index



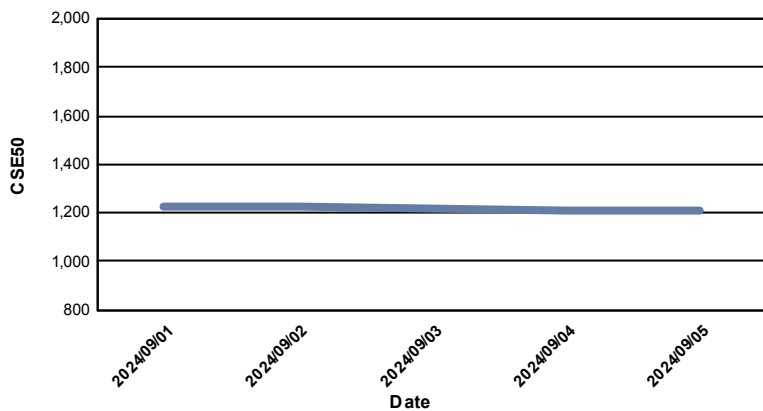
### Index CSE30



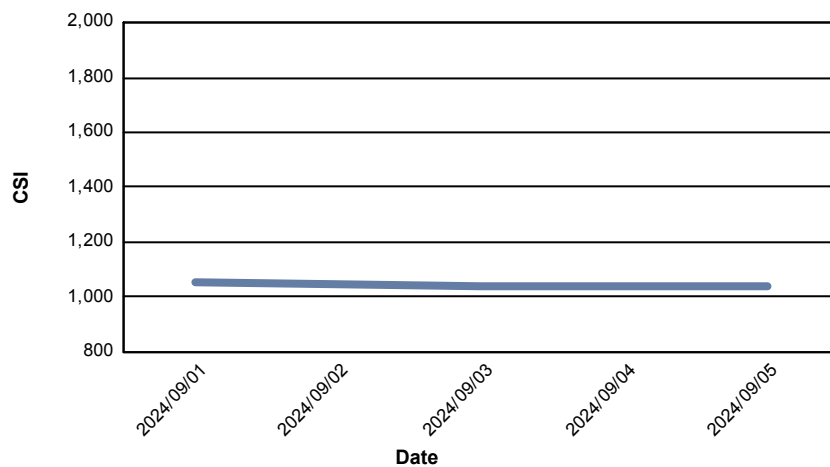
### Index CSCX



### Index CSE50



### Index CSI



### Index CSESMEX

