

# Chittagong Stock Exchange

29-Aug-24

## Weekly Market Summary

**Week:** 2024-08-25 to 2024-08-29 (Total 4 Days excluding 26 August,2024)

<b>Total Turnover (BDT)</b> :	2,741,455,785.90
<b>Volume of Share (Nos):</b>	23,897,753.00
<b>Total Contact(Nos)</b>	13,365
<b>Total Scrip Traded</b>	310

CATEGORY WISE TURNOVER		
Group	Turnover Value(BDT)	% of Total
A	2,552,055,697.20	93.09
B	160,743,740.30	5.86
N	21,723,281.80	0.79
Z	6,933,066.60	0.25

MAJOR INDICES IN THE WEEK						
Date	CASPI	CSE30	CSCX	CSE50	CSI	CSESMEX
08/22/2024	16378.0440	12915.3778	9865.1672	1,210.39	1,038.99	2,761.11
08/29/2024	16520.2379	13199.9202	9954.5862	1,219.32	1,047.74	2,671.80
change in %	0.8682	2.2031	0.9064	0.74	0.84	-3.23

SCRIP PERFORMANCE IN THE WEEK	
Advanced	158
Declined	133
No Change	19
Total Traded Issues	310

TOP TEN GAINER COMPANIES BY CLOSING PRICE						
Scrip ID	Scrip Name	Category	Week Difference	Week		Turnover (BDT)
				Opening	Closing	
21017	PRIME FINANCE 1ST MUTUAL FUND	A	26.45	41.20	52.10	142.60
20012	MJL BANGLADESH PLC	A	20.25	86.40	103.90	4,156,964.50
10008	PRAGATI LIFE INSURANCE LTD.	A	19.60	181.10	216.60	97,868,171.40
16041	WALTON HI-TECH INDUSTRIES PLC.	A	18.19	601.40	710.80	1,173,616.80
12037	THE DACCA DYEING & MFC. CO. LT	Z	17.79	11.80	13.90	2,111,034.50
32019	KHAN BROTHERS PP WOVEN BAG INDUSTRIE:	B	17.32	88.30	103.60	2,644,936.00
13013	THE IBN SINA PHARMACEUTICALS PLC	A	15.34	286.00	329.90	3,096,091.00
10001	DELTA LIFE INSURANCE COMPANY	A	13.73	88.10	100.20	14,730.80
10002	NATIONAL LIFE INSURANCE CO.LTD	A	12.09	123.20	138.10	33,881.00
12061	PACIFIC DENIMS LIMITED	B	11.32	10.60	11.80	755,750.80

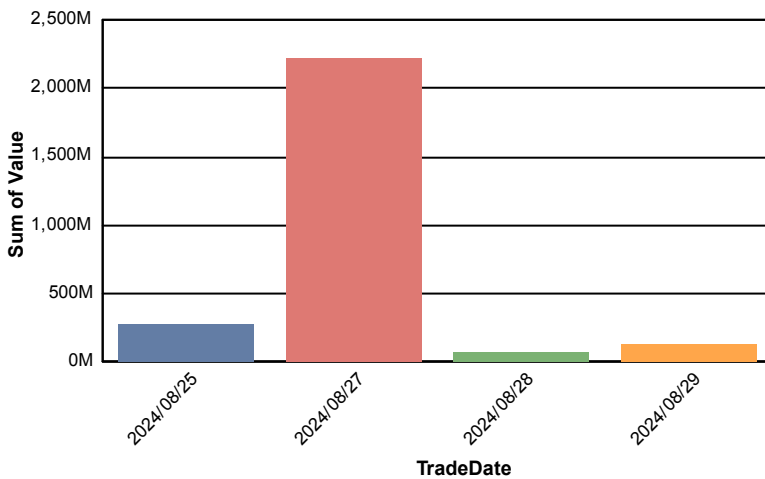
### TOP TEN LOSER COMPANIES BY CLOSING PRICE

Scrip	Scrip Name	Category	Week Difference	Opening	Closing	Turnover (BDT)
32022	Yeakin Polymer Limited	Z	-24.00	20.00	15.20	112,772.00
11002	PEOPLES INSURANCE COMPANY LTD	A	-20.00	40.00	32.00	488,340.00
11031	STANDARD INSURANCE LIMITED	A	-18.09	39.80	32.60	48,900.00
16020	S. ALAM COLD ROLLED STEELS LTD	B	-17.03	18.20	15.10	181,794.20
19008	MIRACLE INDUSTRIES LIMITED	B	-16.20	35.80	30.00	417,630.00
19010	KHULNA PRINTING & PACKAGING LTD.	Z	-15.88	17.00	14.30	57,152.70
19003	SONALI PAPER & BOARD MILLS LIMITED	A	-15.26	209.60	177.60	104,872.20
13012	LIBRA INFUSIONS LIMITED	B	-14.01	814.10	700.00	20,300.00
13008	ORION INFUSION LIMITED	A	-13.90	425.10	366.00	326,377.00
14018	BANGAS LIMITED	B	-13.43	130.30	112.80	214,063.00

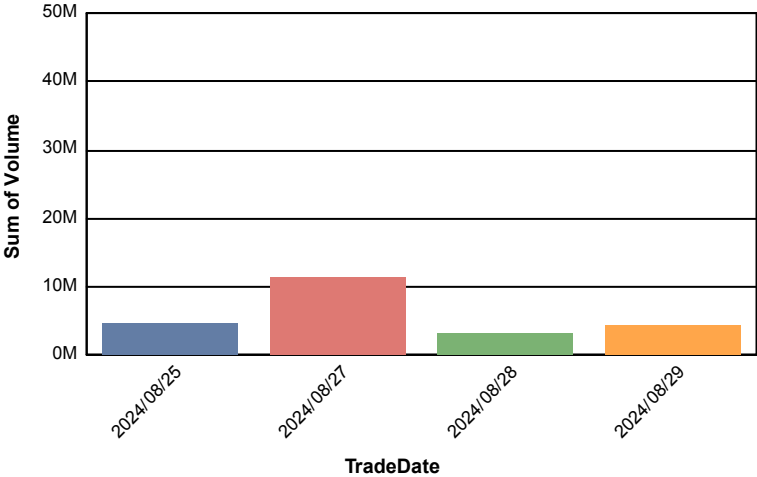
### TOP TEN COMPANIES BY TURNOVER

Scrip ID	Scrip Name	Turnover (BDT)	Volume
32009	BRITISH AMERICAN TOBACCO BD CO	1,022,636,881.30	2,524,714
20008	MEGHNA PETROLEUM LIMITED	1,012,597,569.00	4,939,470
13003	ADVANCED CHEMICAL INDUSTRIES	183,968,563.50	1,210,095
10008	PRAGATI LIFE INSURANCE LTD.	97,868,171.40	511,640
24007	DAFFODIL COMPUTERS LIMITED	70,406,976.00	838,189
14022	FINE FOODS LIMITED	20,642,510.40	125,764
26003	ROBI AXIATA LIMITED	19,969,219.50	652,826
32021	AMAN FEED LIMITED	19,917,826.00	716,420
13002	SQUARE PHARMACEUTICALS PLC.	18,540,896.50	79,237
26001	GRAMEENPHONE LIMITED	15,947,206.30	47,529

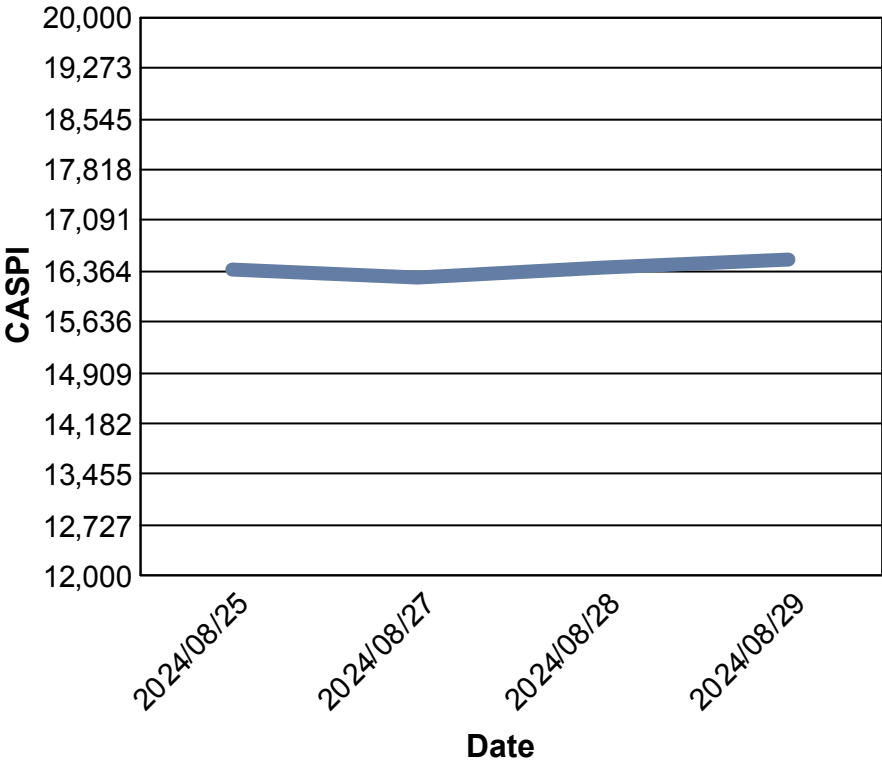
**Data for Turnover Value**



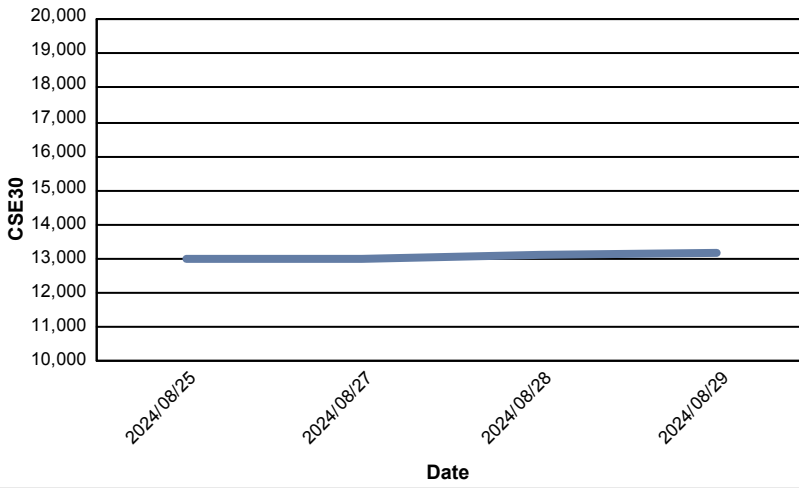
### Data for Turnover Volume



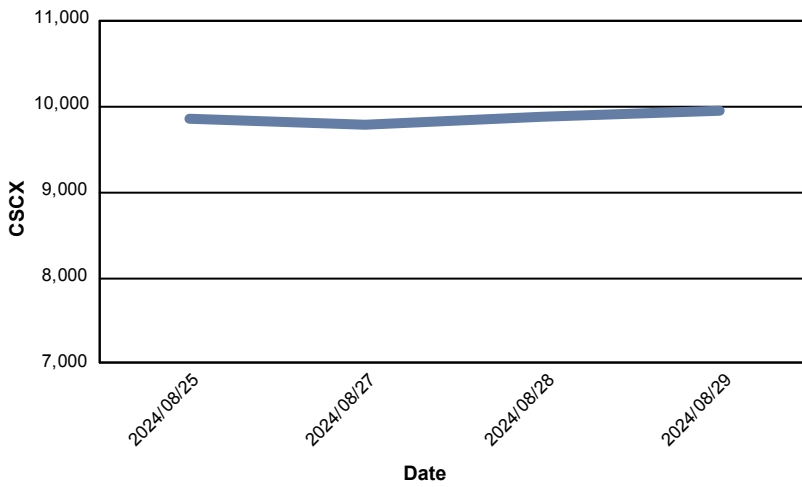
### CASPI Index



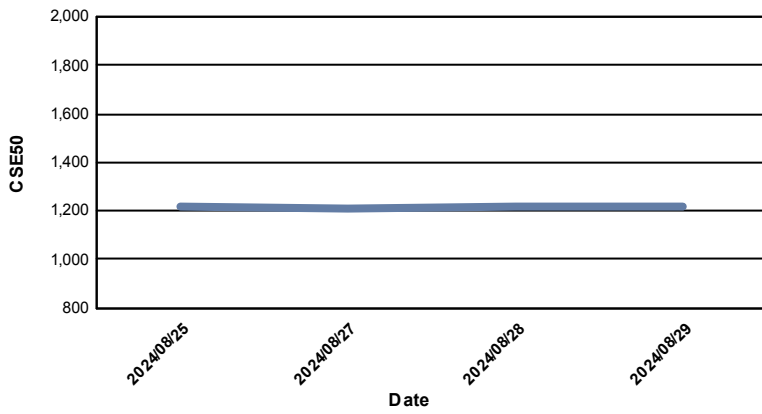
### Index CSE30



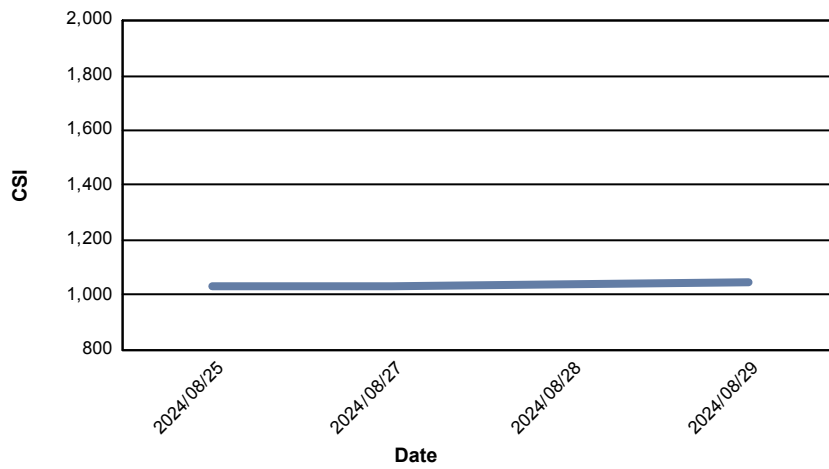
### Index CSCX



### Index CSE50



### Index CSI



### Index CSESMEX

