

Chittagong Stock Exchange

13-Jun-24

Weekly Market Summary

Week: 2024-06-09 to 2024-06-13 (5 days)

Total Turnover (BDT) :	3,675,217,176.20
Volume of Share (Nos):	65,135,550.00
Total Contact(Nos)	15,298
Total Scrip Traded	313

CATEGORY WISE TURNOVER		
Group	Turnover Value(BDT)	% of Total
A	2,490,996,916.50	67.78
B	1,129,840,406.20	30.74
N	50,097,731.40	1.36
Z	4,282,122.10	0.12

MAJOR INDICES IN THE WEEK						
Date	CASPI	CSE30	CSCX	CSE50	CSI	CSESMEX
06/06/2024	14946.8458	11508.1008	8989.2620	1,069.51	974.87	3,163.63
06/13/2024	14547.2408	11332.1759	8748.0524	1,049.46	946.35	3,138.49
change in %	-2.6735	-1.5287	-2.6833	-1.87	-2.93	-0.79

SCRIP PERFORMANCE IN THE WEEK	
Advanced	46
Declined	246
No Change	21
Total Traded Issues	313

TOP TEN GAINER COMPANIES BY CLOSING PRICE						
Scrip ID	Scrip Name	Category	Week Difference	Opening	Closing	Turnover (BDT)
32601	ORYZA AGRO INDUSTRIES LIMITED	N	20.60	33.00	39.80	7,578,850.00
17007	SAMATA LEATHER COMPLEX LTD	B	16.41	45.70	53.20	1,493,910.00
11041	CRYSTAL INSURANCE COMPANY LIM	A	13.55	90.00	102.20	106,824.00
12002	PRIME TEXTILE SPINNING MILLS	Z	13.07	15.30	17.30	10,383.10
10012	SUNLIFE INSURANCE COMPANY LTD.	B	9.82	45.80	50.30	5,030.00
15005	ARAMIT CEMENT LIMITED	Z	9.14	16.40	17.90	31,488.00
12063	NURANI DYEING & SWEATER LTD.	Z	8.88	4.50	4.90	307,066.40
21054	CAPITEC GRAMEEN BANK GROWTH F	A	8.84	11.30	12.30	134,902.80
17008	LEGACY FOOTWEAR LIMITED	B	8.57	61.80	67.10	225,223.00
11044	SENA KALYAN INSURANCE COMPANY	A	7.19	43.10	46.20	877,039.50

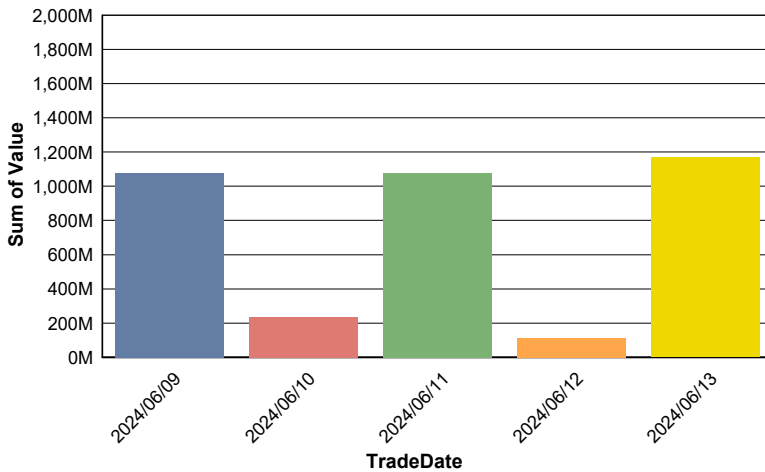
TOP TEN LOSER COMPANIES BY CLOSING PRICE

Scrip ID	Scrip Name	Category	Week Difference	Opening	Closing	Turnover (BDT)
50265	20Y BGTB 25/01/2043	A	-26.46	100.02	73.55	1,176,800.00
22016	NCC BANK PLC.	A	-21.95	12.30	9.60	54,897.40
15010	Crown Cement PLC	A	-20.37	64.80	51.60	34,146.40
16029	RATANPUR STEEL RE-ROLLING MILLS	Z	-17.10	15.20	12.60	45,047.70
17602	CRAFTSMAN FOOTWEAR & ACCESS	N	-16.87	40.90	34.00	1,842,682.70
25014	Bangladesh Finance Limited	A	-16.40	18.90	15.80	135,624.80
19010	KHULNA PRINTING & PACKAGING LTD	Z	-16.11	24.20	20.30	353,051.20
11014	EASTERN INSURANCE COMPANY LTD	A	-15.16	45.50	38.60	2,829,013.00
22037	GLOBAL ISLAMI BANK PLC.	A	-14.86	7.40	6.30	2,893,195.00
21017	PRIME FINANCE 1ST MUTUAL FUND	A	-14.66	40.90	34.90	42,000.00

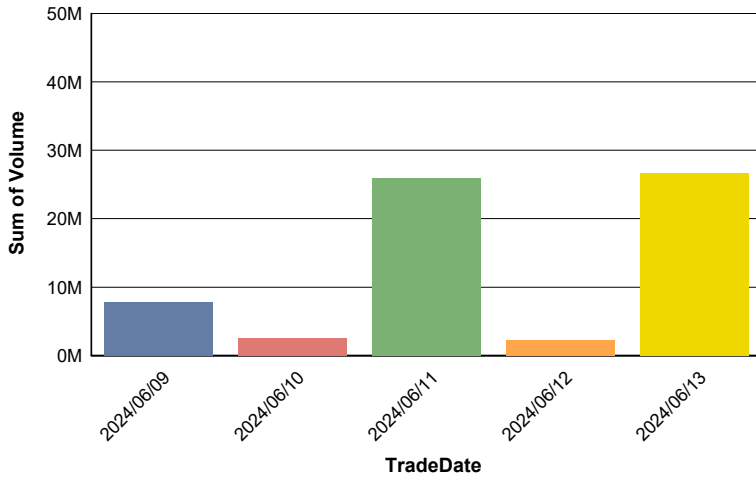
TOP TEN COMPANIES BY TURNOVER

Scrip ID	Scrip Name	Turnover (BDT)	Volume
13038	JMI HOSPITAL REQUISITE MFG. LTD.	843,176,549.30	11,631,066
20008	MEGHNA PETROLEUM LIMITED	726,778,689.80	3,676,389
32009	BRITISH AMERICAN TOBACCO BD CO	622,367,045.30	1,883,422
10010	RUPALI LIFE INSURANCE CO. LTD.	362,333,957.00	1,940,650
13002	SQUARE PHARMACEUTICALS PLC.	322,682,056.80	1,516,326
20007	JAMUNA OIL COMPANY LIMITED	256,339,361.60	1,490,367
22003	NATIONAL BANK LIMITED	198,673,180.00	31,039,744
13013	THE IBN SINA PHARMACEUTICALS PLC	32,562,407.50	145,977
40004	APSCL NON-CONVERTIBLE BOND	23,036,250.00	6,143
13039	ASIATIC LABORATORIES LIMITED	19,157,488.70	337,952

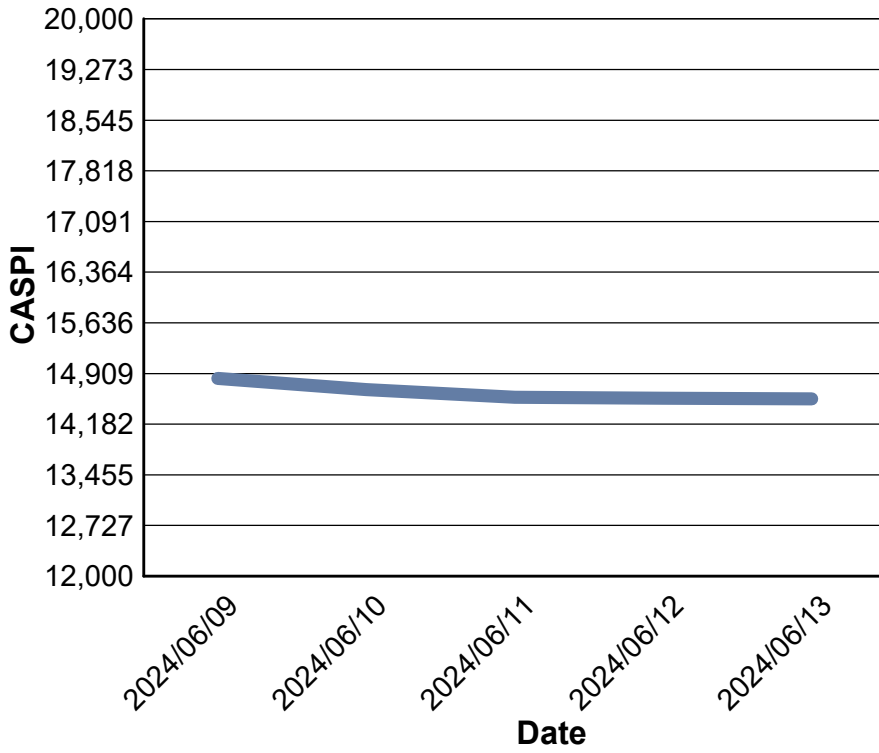
Data for Turnover Value



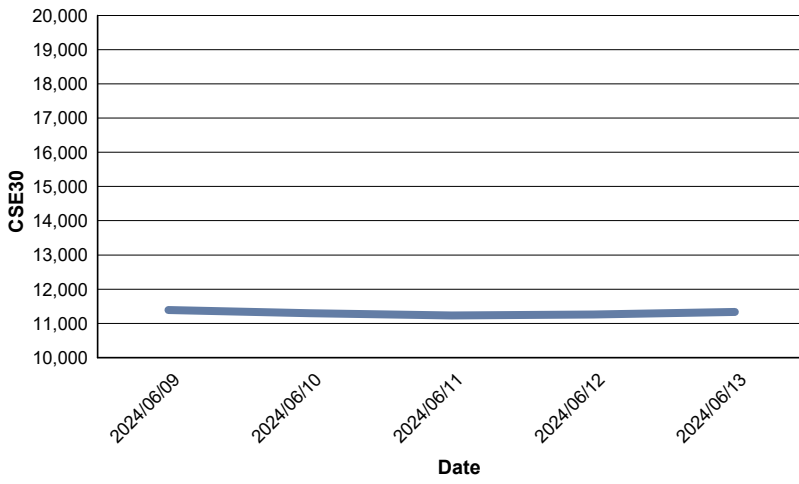
Data for Turnover Volume



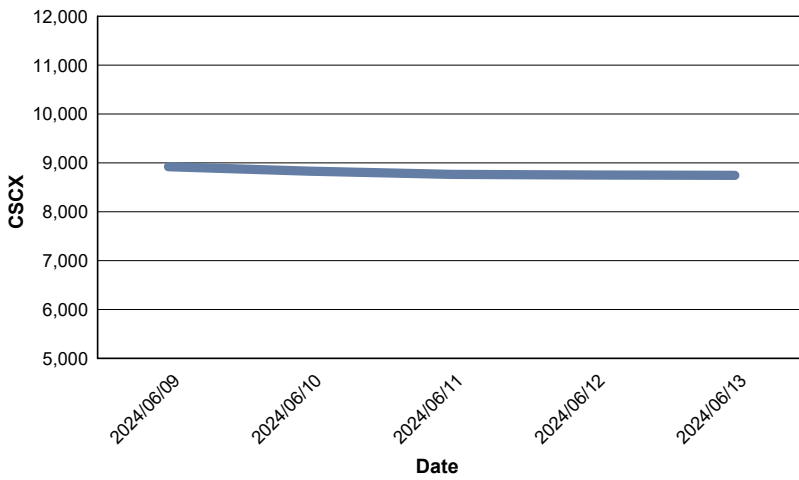
CASPI Index



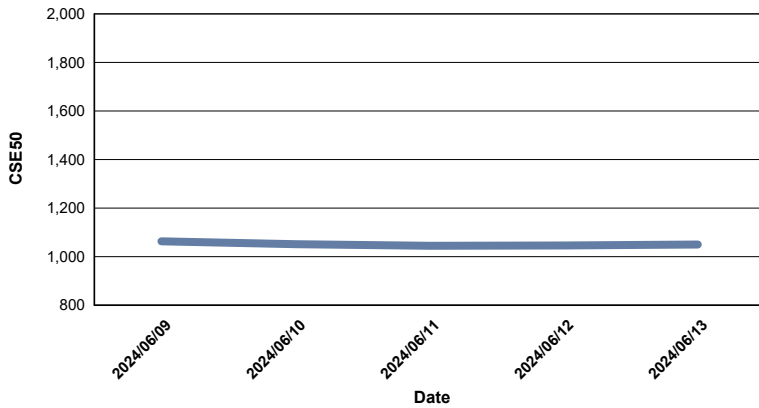
Index CSE30



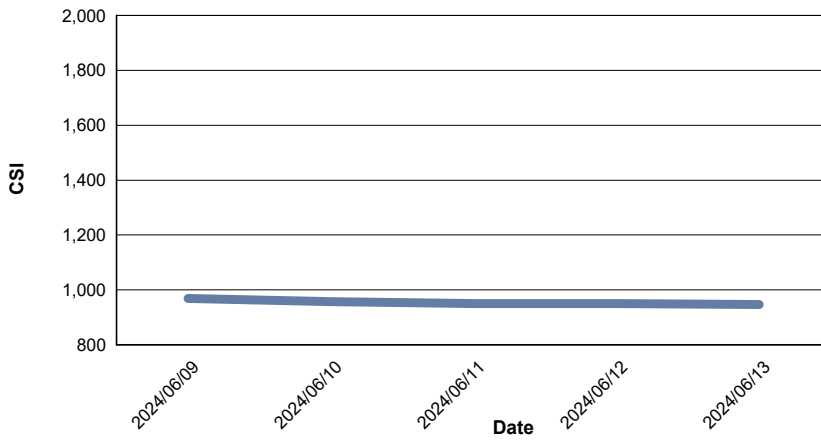
Index CSCX



Index CSE50



Index CSI



Index CSESMEX

