

Chittagong Stock Exchange

Weekly Market Summary

24-Oct-24

Week: 2024-10-20 to 2024-10-24 (Total 5 Days)

Total Turnover (BDT) :	332,768,141.30
Volume of Share (Nos):	10,740,170.00
Total Contact(Nos)	8,923
Total Scrip Traded	310

CATEGORY WISE TURNOVER		
Group	Turnover Value(BDT)	% of Total
A	250,612,943.30	75.31
B	51,878,886.60	15.59
N	23,809,794.50	7.15
Z	6,466,516.90	1.94

MAJOR INDICES IN THE WEEK						
Date	CASPI	CSE30	CSCX	CSE50	CSI	CSESMEX
10/17/2024	14821.4959	12106.2221	9012.5587	1,129.33	960.71	2,469.22
10/24/2024	14302.5911	11739.3524	8705.6945	1,102.93	926.66	2,292.89
change in %	-3.5010	-3.0304	-3.4049	-2.34	-3.54	-7.14

SCRIP PERFORMANCE IN THE WEEK	
Advanced	56
Declined	237
No Change	17
Total Traded Issues	310

TOP TEN GAINER COMPANIES BY CLOSING PRICE							
Scrip ID	Scrip Name	Category	Week Difference	Opening	Closing	Turnover (BDT)	
25011	BD INDUSTRIAL FINANCE CO. LTD	Z	24.75	10.10	12.60	70,662.60	
16031	IFAD AUTOS LIMITED	A	19.11	22.50	26.80	1,424,760.00	
24007	DAFFODIL COMPUTERS LIMITED	B	9.98	74.10	81.50	11,167,780.00	
40001	IBBL MUDARABA PERPETUAL BOND	A	9.50	552.50	605.00	8,209.50	
12050	FAR EAST KNITTING & DYEING INDUSTRIES LT	A	9.35	17.10	18.70	2,701,036.30	
22035	SBAC BANK PLC.	B	9.21	7.60	8.30	149,817.80	
22007	PUBALI BANK LIMITED	A	8.40	25.00	27.10	1,944,067.70	
25015	INT'L LEASING & FINANCIAL SERV	Z	7.89	3.80	4.10	46,190.50	
25020	BAY LEASING & INVESTMENT LTD.	Z	7.79	7.70	8.30	10,064.00	
16036	OIMEX ELECTRODE LIMITED	B	7.47	21.40	23.00	259,819.00	

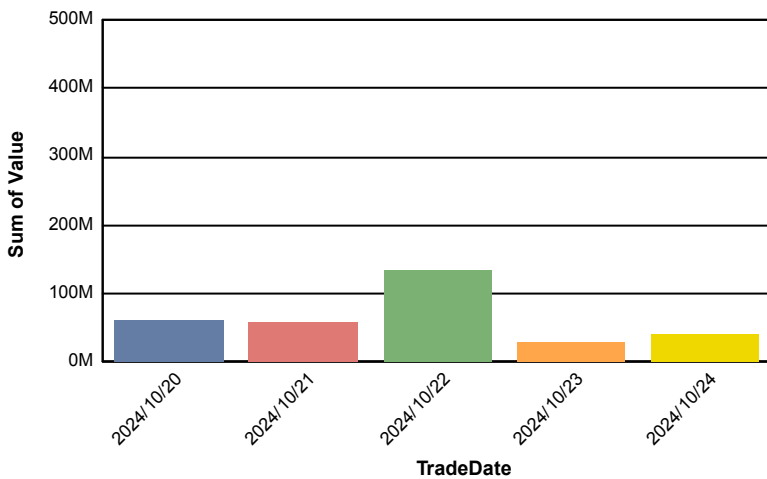
TOP TEN LOSER COMPANIES BY CLOSING PRICE

Scrip	Scrip Name	Category	Week Difference	Opening	Closing	Turnover (BDT)
13603	BD PAINTS LIMITED	N	-34.11	29.90	19.70	6,566,885.00
19007	BD MONOSPOOL PAPER MFG. CO. LTD.	A	-26.13	176.00	130.00	130,000.00
12069	ESQUIRE KNIT COMPOSITE PLC.	A	-24.10	19.50	14.80	4,812.00
16019	SINGER BANGLADESH LIMITED	A	-23.94	149.90	114.00	684,010.60
12067	M.L. DYEING LIMITED	B	-23.33	9.00	6.90	204,911.80
13038	JMI HOSPITAL REQUISITE MFG. LTD.	B	-23.09	57.60	44.30	326,140.90
20016	CVO PETROCHEMICAL REFINERY LTD	B	-22.36	127.00	98.60	755,843.30
14010	NATIONAL TEA COMPANY LIMITED	Z	-20.04	232.00	185.50	774,957.00
11048	SIKDER INSURANCE COMPANY LTD	N	-19.51	20.50	16.50	31,667.30
16042	DOMINAGE STEEL BUILDING SYSTEMS	B	-17.54	11.40	9.40	91,375.00

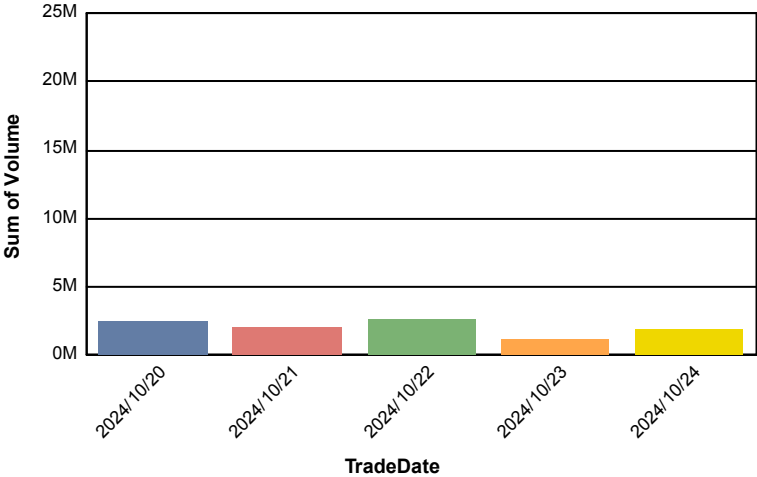
TOP TEN COMPANIES BY TURNOVER

Scrip ID	Scrip Name	Turnover (BDT)	Volume
24012	ADN TELECOM LIMITED	101,278,832.00	1,112,907
14028	TAUFIKA FOODS & LOVELLO ICECREAM PLC	31,268,458.00	342,191
11006	CENTRAL INSURANCE COMPANY LTD	14,330,950.00	362,500
24007	DAFFODIL COMPUTERS LIMITED	11,167,780.00	137,030
26003	ROBI AXIATA LIMITED	9,931,010.40	395,677
13040	TECHNO DRUGS LIMITED	8,222,134.20	195,991
13603	BD PAINTS LIMITED	6,566,885.00	202,058
13027	ORION PHARMA LIMITED	5,857,690.10	172,060
14022	FINE FOODS LIMITED	5,638,267.00	35,631
15001	CONFIDENCE CEMENT PLC.	4,752,185.20	90,185

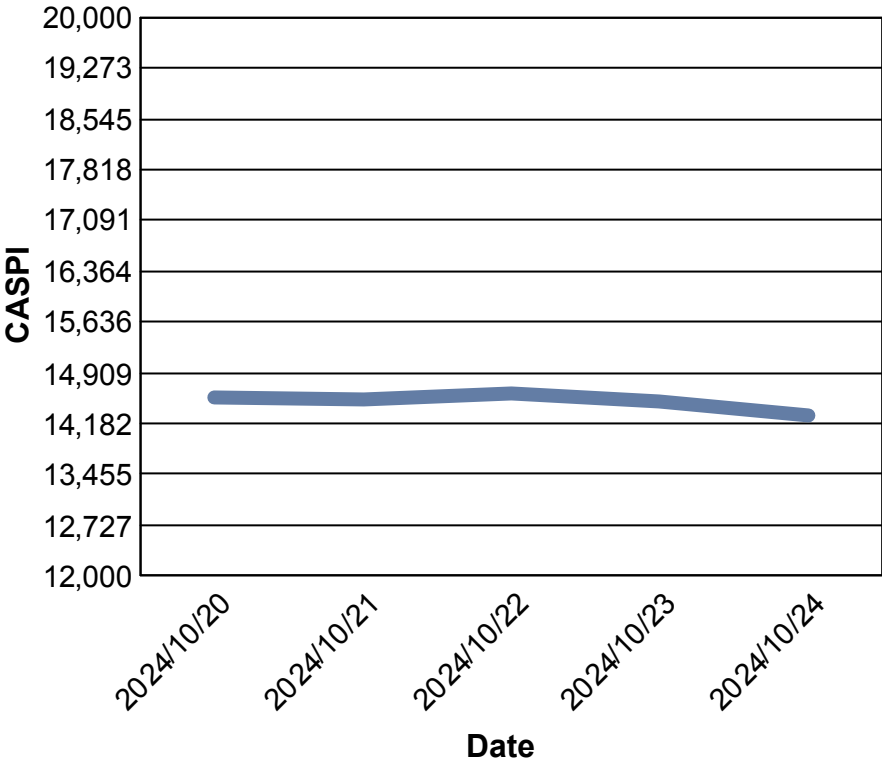
Data for Turnover Value



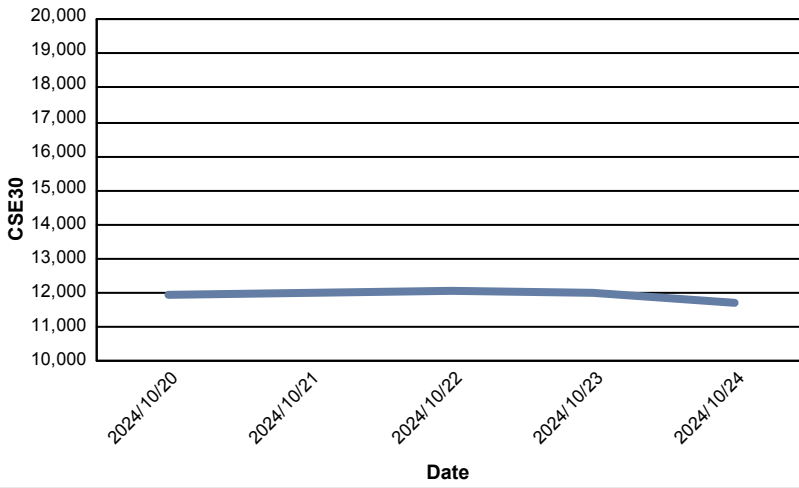
Data for Turnover Volume



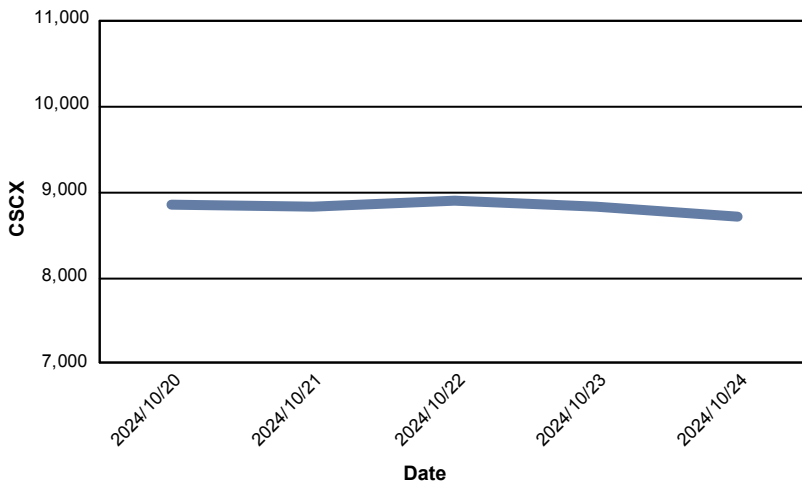
CASPI Index



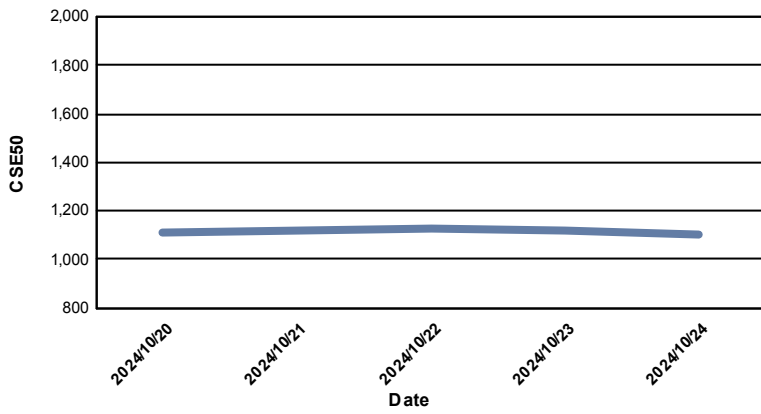
Index CSE30



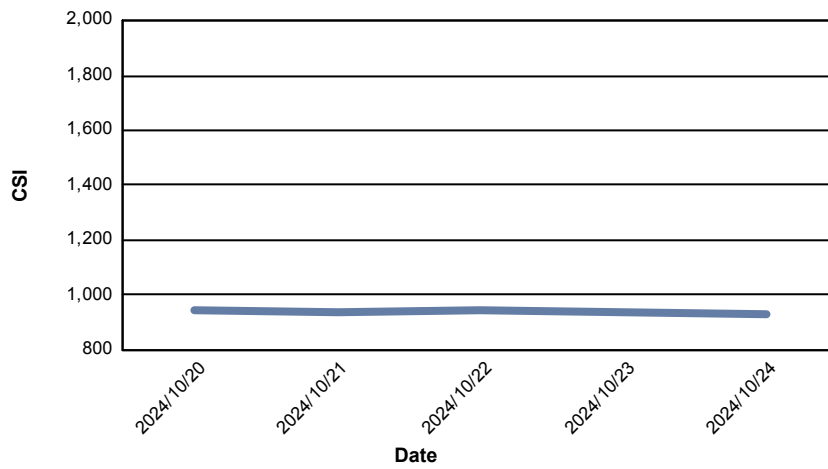
Index CSCX



Index CSE50



Index CSI



Index CSESMEX

