

Chittagong Stock Exchange

28-Nov-24

Weekly Market Summary

Week: 2024-11-24 to 2024-11-28 (Total 5 Days)

Total Turnover (BDT) :	304,218,631.80
Volume of Share (Nos):	11,661,730.00
Total Contact(Nos)	11,097
Total Scrip Traded	322

CATEGORY WISE TURNOVER		
Group	Turnover Value(BDT)	% of Total
A	183,785,942.20	60.41
B	99,528,108.90	32.71
N	12,987,294.30	4.27
Z	7,917,286.40	2.60

MAJOR INDICES IN THE WEEK						
Date	CASPI	CSE30	CSCX	CSE50	CSI	CSESMEX
11/21/2024	14584.2659	12077.3225	8879.9050	1,115.28	929.75	2,069.92
11/28/2024	14532.3099	11876.3628	8850.8415	1,109.86	934.33	1,976.52
change in %	-0.3562	-1.6639	-0.3273	-0.49	0.49	-4.51

SCRIP PERFORMANCE IN THE WEEK	
Advanced	149
Declined	143
No Change	30
Total Traded Issues	322

TOP TEN GAINER COMPANIES BY CLOSING PRICE							
Scrip ID	Scrip Name	Category	Week			Turnover (BDT)	
			Difference	Opening	Closing		
14027	EMERALD OIL INDUSTRIES LIMITED	A	26.20	24.80	31.30	3,383,258.60	
20020	INTRACO REFUELING STATION LTD.	A	19.76	16.70	20.00	2,003,683.40	
12031	SAFKO SPINNING MILLS LTD	Z	19.44	7.20	8.60	4,314.10	
22039	NRB BANK LIMITED	A	16.39	12.20	14.20	3,467,754.60	
40001	IBBL MUDARABA PERPETUAL BOND	A	16.31	610.00	709.50	28,355.00	
12024	H.R.TEXTILE MILLS LIMITED	B	16.00	25.00	29.00	200,038.20	
13603	BD PAINTS LIMITED	N	15.38	24.70	28.50	57,000.00	
24011	GENEX INFOSYS LIMITED	A	15.01	27.30	31.40	2,993,048.50	
24003	INFORMATION SERVICES NETWORK L	B	13.09	33.60	38.00	90,771.00	
21036	1ST SCHEME OF RELIANCE INS. MF	A	13.06	17.60	19.90	817,498.00	

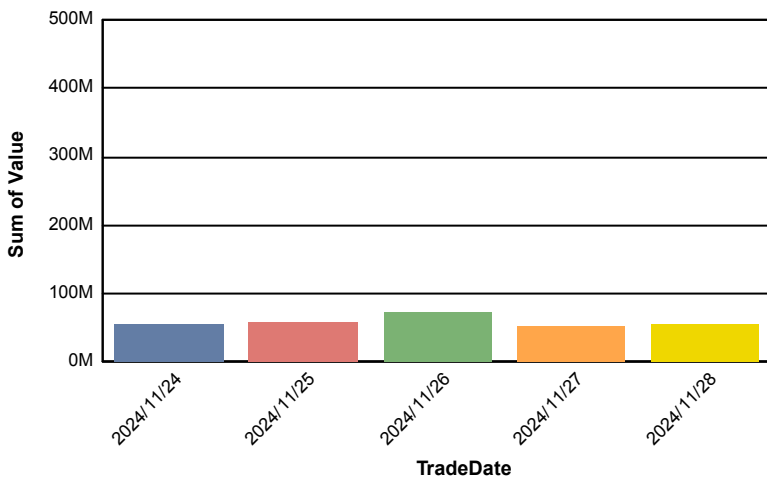
TOP TEN LOSER COMPANIES BY CLOSING PRICE

Scrip	Scrip Name	Category	Week Difference	Opening	Closing	Turnover (BDT)
12032	TALLU SPINNING MILLS LIMITED	Z	-22.95	6.10	4.70	60,664.00
32020	NATIONAL FEED MILL LTD.	Z	-19.10	8.90	7.20	93,432.20
12017	ALLTEX INDUSTRIES LIMITED	Z	-18.33	12.00	9.80	52,636.00
13026	GLOBAL HEAVY CHEMICALS LIMITED	Z	-17.50	24.00	19.80	131,399.50
19007	BD MONOSPOOL PAPER MFG. CO. LTD.	A	-14.90	151.60	129.00	22,232.60
25021	GSP FINANCE CO.(BANGLADESH) LT	Z	-11.42	7.00	6.20	115,304.40
24007	DAFFODIL COMPUTERS LIMITED	B	-10.55	73.90	66.10	15,557.90
11034	MERCANTILE ISLAMI INSURANCE PLC.	A	-10.00	29.00	26.10	13,050.00
13029	AFC AGRO BIOTECH LTD.	Z	-10.00	10.00	9.00	720.00
10008	PRAGATI LIFE INSURANCE LTD.	A	-9.98	171.30	154.20	771.00

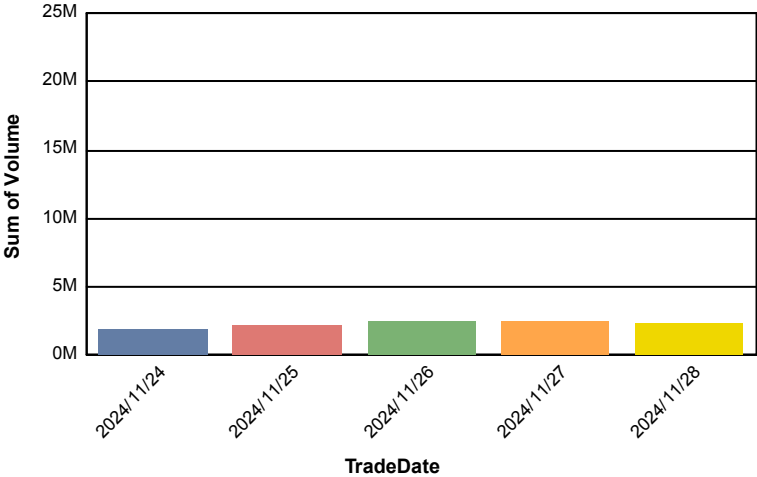
TOP TEN COMPANIES BY TURNOVER

Scrip ID	Scrip Name	Turnover (BDT)	Volume
14022	FINE FOODS LIMITED	39,914,060.00	198,150
10013	SONALI LIFE INSURANCE COMPANY LTD.	23,538,841.70	476,757
32019	KHAN BROTHERS PP WOVEN BAG INDUSTRI	19,374,460.90	140,810
26003	ROBI AXIATA LIMITED	17,267,127.30	670,881
20012	MJL BANGLADESH PLC	17,139,627.00	173,048
18012	BEST HOLDINGS LIMITED	9,901,331.10	502,302
22004	UNITED COMMERCIAL BANK PLC.	9,287,835.00	947,747
32004	BD SHIPPING CORPORATION	8,085,453.30	86,474
32024	INDEX AGRO INDUSTRIES LTD	5,907,707.60	85,027
16035	BBS CABLES PLC.	5,443,312.20	310,274

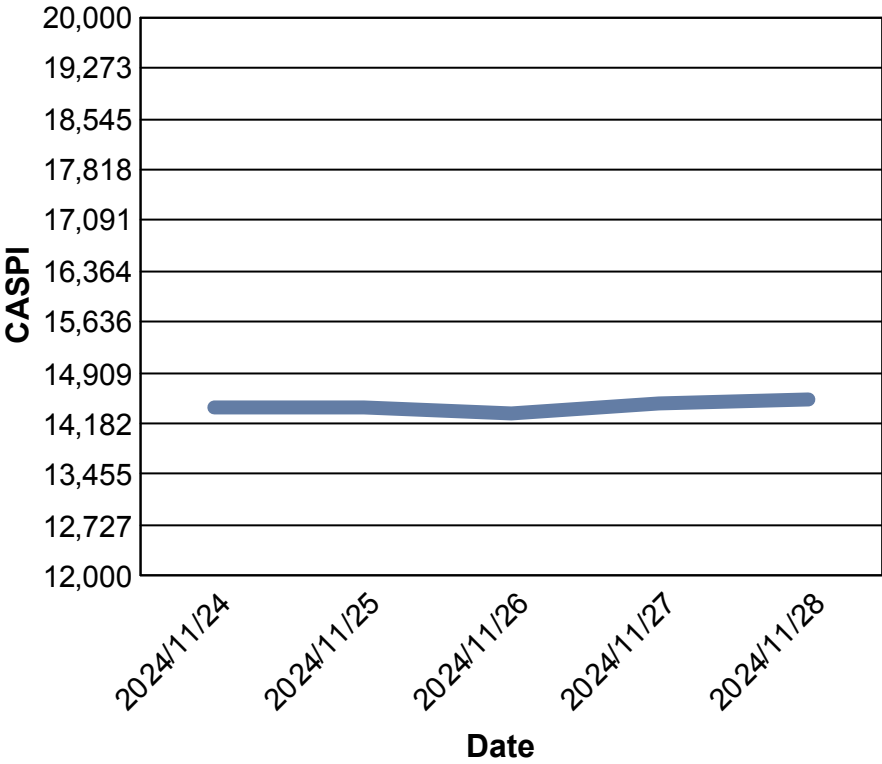
Data for Turnover Value



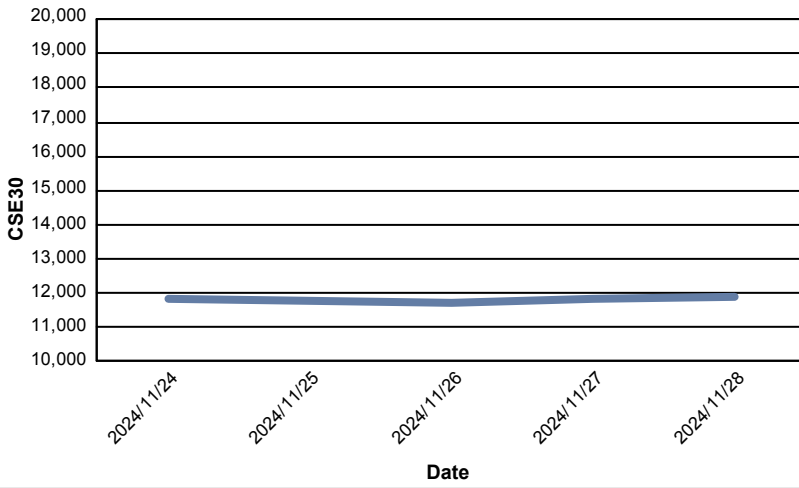
Data for Turnover Volume



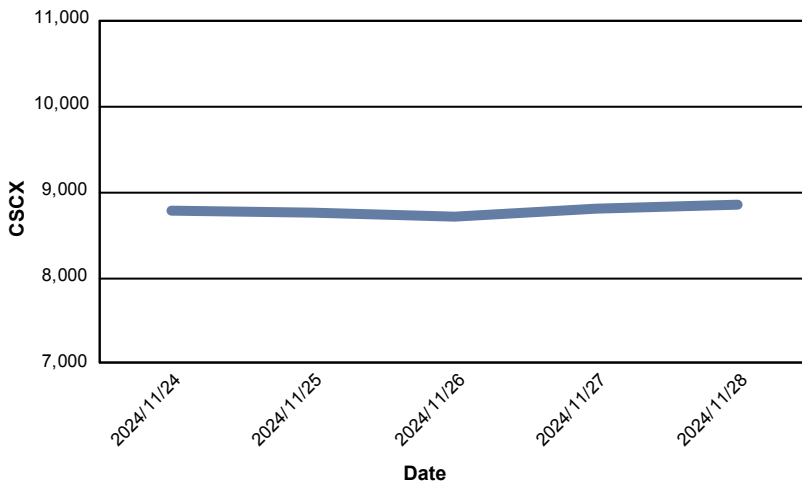
CASPI Index



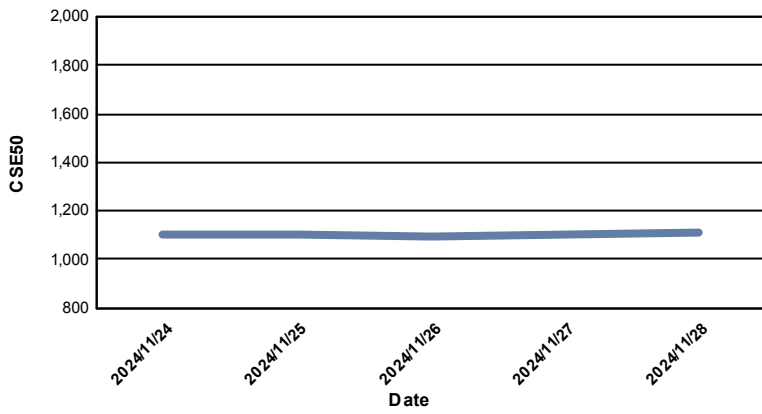
Index CSE30



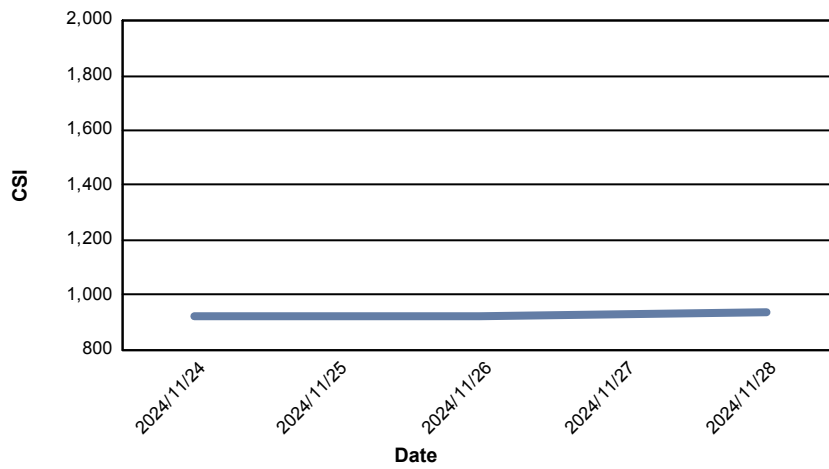
Index CSCX



Index CSE50



Index CSI



Index CSESMEX

