

Chittagong Stock Exchange

Weekly Market Summary

23-Jan-25

Week: 2025-01-19 to 2025-01-23 (Total 5 Days)

Total Turnover (BDT) :	215,213,088.60
Volume of Share (Nos):	9,221,855.00
Total Contact(Nos)	7,847
Total Scrip Traded	300

CATEGORY WISE TURNOVER		
Group	Turnover Value(BDT)	% of Total
A	123,780,020.90	57.51
B	55,298,243.80	25.69
N	20,529,289.90	9.54
Z	15,605,534.00	7.25

MAJOR INDICES IN THE WEEK						
Date	CASPI	CSE30	CSCX	CSE50	CSI	CSESMEX
01/16/2025	14351.9105	11759.5084	8728.3340	1,096.36	934.59	2,154.60
01/23/2025	14449.0539	11877.7150	8797.3919	1,107.65	939.60	2,104.48
change in %	0.6769	1.0052	0.7912	1.03	0.54	-2.33

SCRIP PERFORMANCE IN THE WEEK	
Advanced	162
Declined	113
No Change	25
Total Traded Issues	300

TOP TEN GAINER COMPANIES BY CLOSING PRICE							
Scrip ID	Scrip Name	Category	Week Difference	Opening	Closing	Turnover (BDT)	
19010	KHULNA PRINTING & PACKAGING LTD.	Z	24.56	17.10	21.30	1,547,235.80	
12043	ENVOY TEXTILES LIMITED	A	20.00	35.50	42.60	221,775.00	
12022	SONARGAON TEXTILES LIMITED	B	18.96	29.00	34.50	116,331.90	
24012	ADN TELECOM LIMITED	A	18.96	91.20	108.50	543,428.50	
13011	KOHINOOR CHEMICAL CO (BD) LTD	A	17.34	490.00	575.00	1,227,459.60	
16031	IFAD AUTOS LIMITED	B	17.32	20.20	23.70	1,113,639.70	
12017	ALLTEX INDUSTRIES LIMITED	Z	16.23	11.70	13.60	87,232.80	
14018	BANGAS LIMITED	B	15.55	90.00	104.00	1,253,568.00	
16039	RUNNER AUTOMOBILES PLC.	A	14.90	27.50	31.60	848,977.00	
11048	SIKDER INSURANCE COMPANY LTD	N	13.75	18.90	21.50	446,150.00	

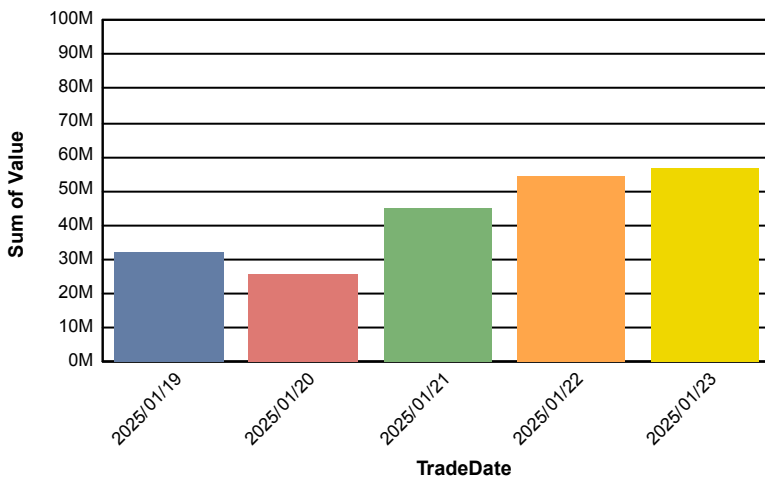
TOP TEN LOSER COMPANIES BY CLOSING PRICE

Scrip	Scrip Name	Category	Week Difference	Opening	Closing	Turnover (BDT)
20006	POWER GRID COMPANY OF BD LTD.	A	-20.20	39.10	31.20	946,825.00
25022	FAREAST FINANCE & INVESTMENT L	Z	-18.18	3.30	2.70	4,304.40
21023	DBH FIRST MUTUAL FUND	A	-12.50	4.00	3.50	35,900.00
20021	ASSOCIATED OXYGEN LIMITED	Z	-12.43	18.50	16.20	2,105,390.00
12053	C & A TEXTILES LTD.	Z	-10.63	4.70	4.20	37,383.90
16036	OIMEX ELECTRODE LIMITED	B	-10.52	30.40	27.20	3,203,640.20
21017	PRIME FINANCE 1ST MUTUAL FUND	A	-10.16	29.50	26.50	492,453.00
19601	WEB COATS PLC.	N	-10.00	19.00	17.10	17.10
14602	ACHIA SEA FOODS LIMITED	N	-9.97	42.10	37.90	37,900.00
16001	AZIZ PIPES LIMITED	Z	-9.89	49.50	44.60	2,410.40

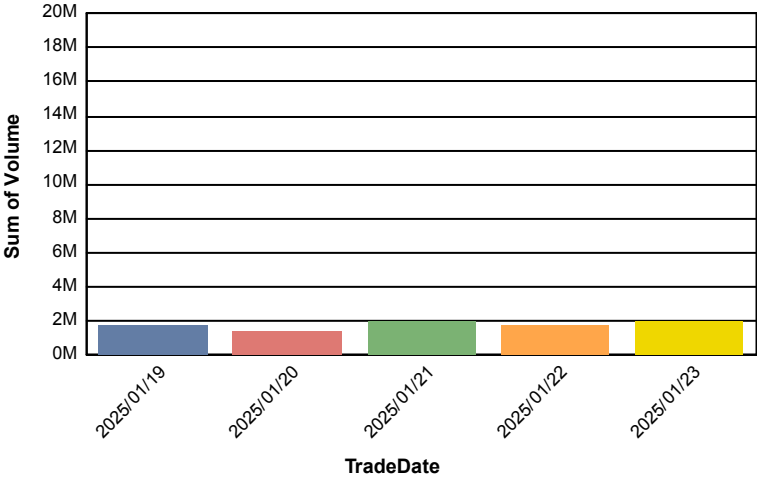
TOP TEN COMPANIES BY TURNOVER

Scrip ID	Scrip Name	Turnover (BDT)	Volume
13013	THE IBN SINA PHARMACEUTICALS PLC	12,416,928.50	39,695
32019	KHAN BROTHERS PP WOVEN BAG INDUSTRI	10,047,724.70	58,195
13601	MAMUN AGRO PRODUCTS LIMITED	9,970,400.00	308,000
13003	ADVANCED CHEMICAL INDUSTRIES	8,320,984.50	54,151
26003	ROBI AXIATA LIMITED	8,065,336.00	283,931
16004	AFTAB AUTOMOBILES LIMITED	7,829,782.10	188,190
22024	UTTARA BANK PLC.	6,393,966.50	276,885
12046	PARAMOUNT TEXTILE PLC	4,893,381.90	105,816
12039	MALEK SPINNING MILLS LTD.	4,799,445.10	184,360
18012	BEST HOLDINGS LIMITED	4,483,309.70	242,509

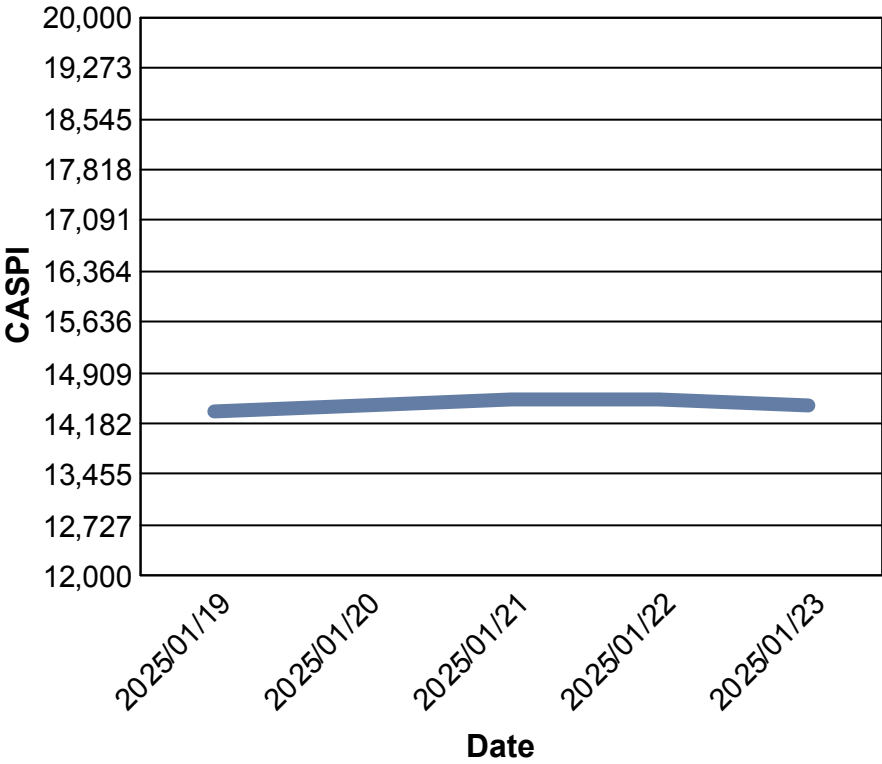
Data for Turnover Value



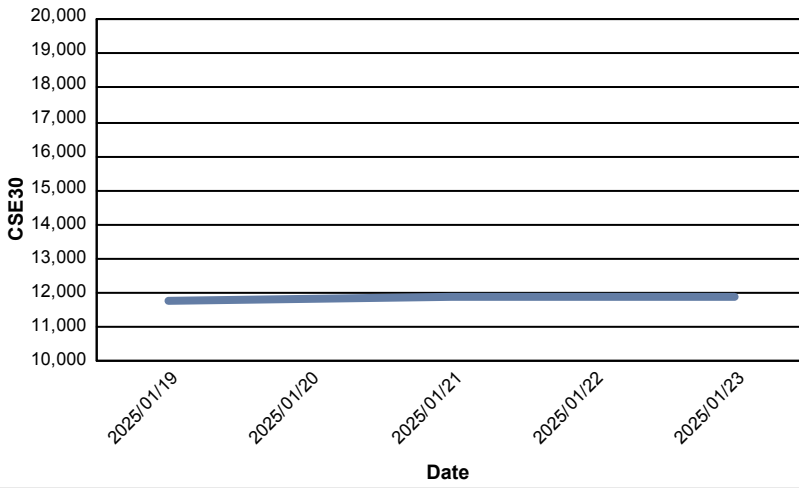
Data for Turnover Volume



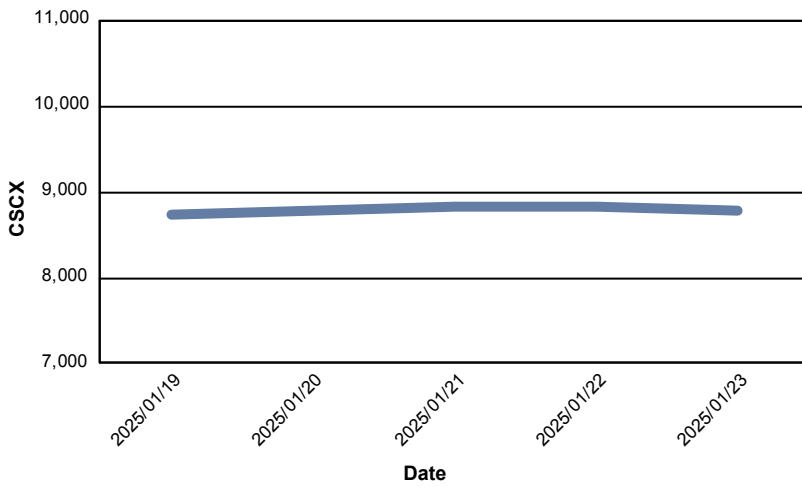
CASPI Index



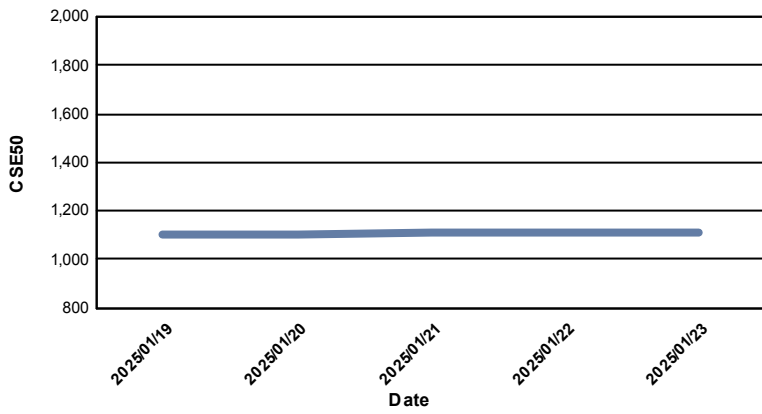
Index CSE30



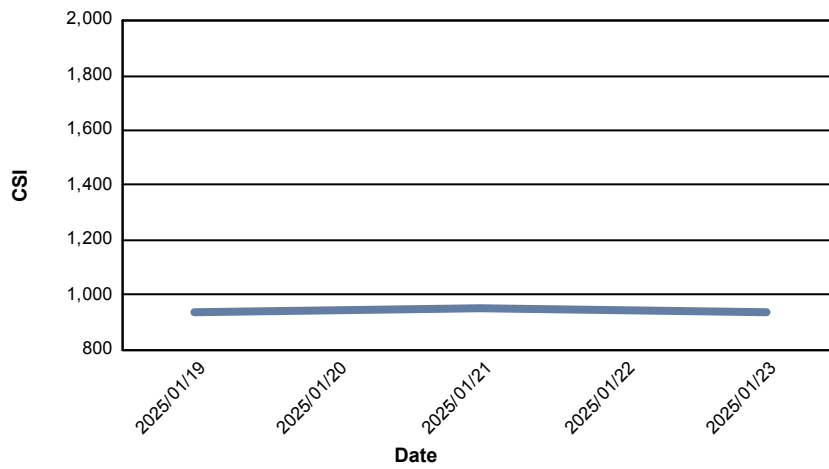
Index CSCX



Index CSE50



Index CSI



Index CSESMEX

