

# Chittagong Stock Exchange

30-Jan-25

## Weekly Market Summary

Week: 2025-01-26 to 2025-01-30 (5 days)

<b>Total Turnover (BDT) :</b>	719,894,580.90
<b>Volume of Share (Nos):</b>	21,570,520.00
<b>Total Contact(Nos)</b>	8,286
<b>Total Scrip Traded</b>	304

CATEGORY WISE TURNOVER		
Group	Turnover Value(BDT)	% of Total
A	628,189,819.80	87.26
B	64,018,534.30	8.89
N	9,538,422.30	1.32
Z	18,147,804.50	2.52

MAJOR INDICES IN THE WEEK						
Date	CASPI	CSE30	CSCX	CSE50	CSI	CSESMEX
01/23/2025	14449.0539	11877.7150	8797.3919	1,107.65	939.60	2,104.48
01/30/2025	14294.0750	11868.1913	8700.9799	1,096.72	923.03	2,095.75
change in %	-1.0726	-0.0802	-1.0959	-0.99	-1.76	-0.42

SCRIP PERFORMANCE IN THE WEEK	
Advanced	99
Declined	186
No Change	19
Total Traded Issues	304

TOP TEN GAINER COMPANIES BY CLOSING PRICE							
Scrip ID	Scrip Name	Category	Week		Closing	Turnover (BDT)	
			Difference	Opening			
12023	DELTA SPINNERS LIMITED	Z	40.00	4.50	6.30	729,693.40	
11027	PARAMOUNT INSURANCE CO. LTD	A	26.57	28.60	36.20	54,118.40	
19010	KHULNA PRINTING & PACKAGING LTD.	Z	23.00	21.30	26.20	1,523,985.80	
12031	SAFKO SPINNING MILLS LTD	Z	20.23	8.40	10.10	514.20	
19009	HAKKANI PULP & PAPER MILLS LTD	B	14.38	45.20	51.70	381,630.10	
12002	PRIME TEXTILE SPINNING MILLS	Z	13.82	12.30	14.00	12,065.20	
12024	H.R.TEXTILE MILLS LIMITED	B	10.00	29.00	31.90	3,190.00	
12033	MITHUN KNITTING AND DYEING	Z	10.00	14.00	15.40	15.40	
21040	FIRST BD FIXED INCOME FUND	A	10.00	3.00	3.30	3.30	
32605	HIMADRI LIMITED	N	9.92	1,423.70	1,565.00	4,695,000.00	

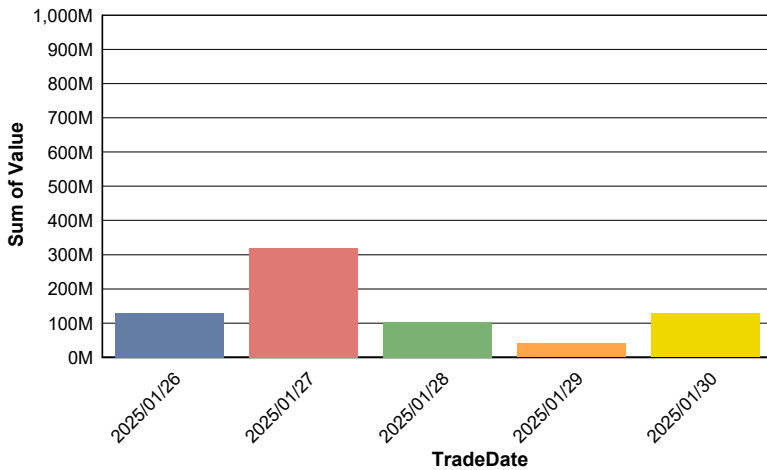
**TOP TEN LOSER COMPANIES BY CLOSING PRICE**

Scrip ID	Scrip Name	Category	Week Difference	Opening	Closing	Turnover (BDT)
21017	PRIME FINANCE 1ST MUTUAL FUND	A	-21.50	26.50	20.80	655,158.50
14029	BD THAI FOOD & BEVERAGE LIMITED	B	-20.64	15.50	12.30	564,307.00
19601	WEB COATS PLC.	N	-18.71	17.10	13.90	77,215.40
16601	NIALCO ALLOYS LIMITED	N	-17.02	23.50	19.50	40.90
24012	ADN TELECOM LIMITED	A	-14.74	108.50	92.50	306,076.20
16035	BBS CABLES PLC.	B	-12.99	17.70	15.40	214,428.00
21054	CAPITEC GRAMEEN BANK GROWTH FUNI	A	-12.98	7.70	6.70	52,787.60
16039	RUNNER AUTOMOBILES PLC.	A	-12.97	31.60	27.50	97,694.20
32021	AMAN FEED LIMITED	A	-12.82	30.40	26.50	463,195.80
13023	BEACON PHARMACEUTICALS PLC.	A	-12.54	141.90	124.10	2,005,666.90

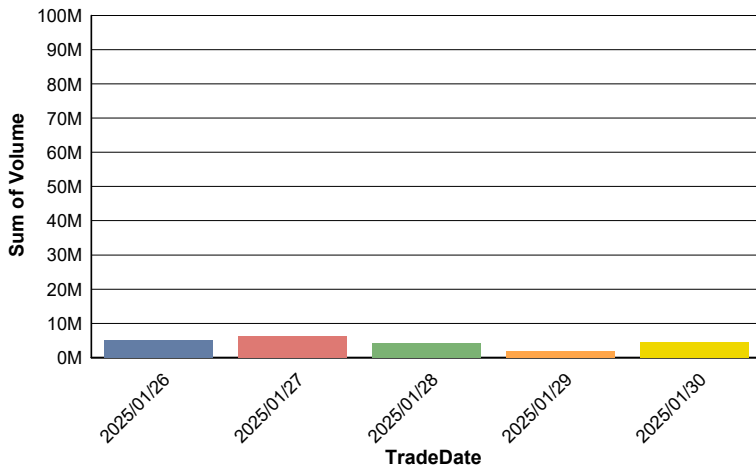
**TOP TEN COMPANIES BY TURNOVER**

Scrip ID	Scrip Name	Turnover (BDT)	Volume
22007	PUBALI BANK LIMITED	322,832,615.00	10,978,865
13003	ADVANCED CHEMICAL INDUSTRIES	186,800,882.70	1,205,515
32019	KHAN BROTHERS PP WOVEN BAG INDUSTRIES LT	23,109,868.00	137,560
14028	TAUFIKA FOODS & LOVELLO ICECREAM PLC.	16,413,084.00	204,757
22024	UTTARA BANK PLC.	8,952,580.80	386,472
26003	ROBI AXIATA LIMITED	8,520,899.50	304,324
10010	RUPALI LIFE INSURANCE CO. LTD.	5,945,780.80	64,126
12059	DRAGON SWEATER & SPINNING LTD.	5,760,171.30	466,740
32009	BRITISH AMERICAN TOBACCO BD CO	4,745,403.50	13,620
22010	INTL FINANCE INV & COMM BANK PLC.	4,709,836.50	692,825

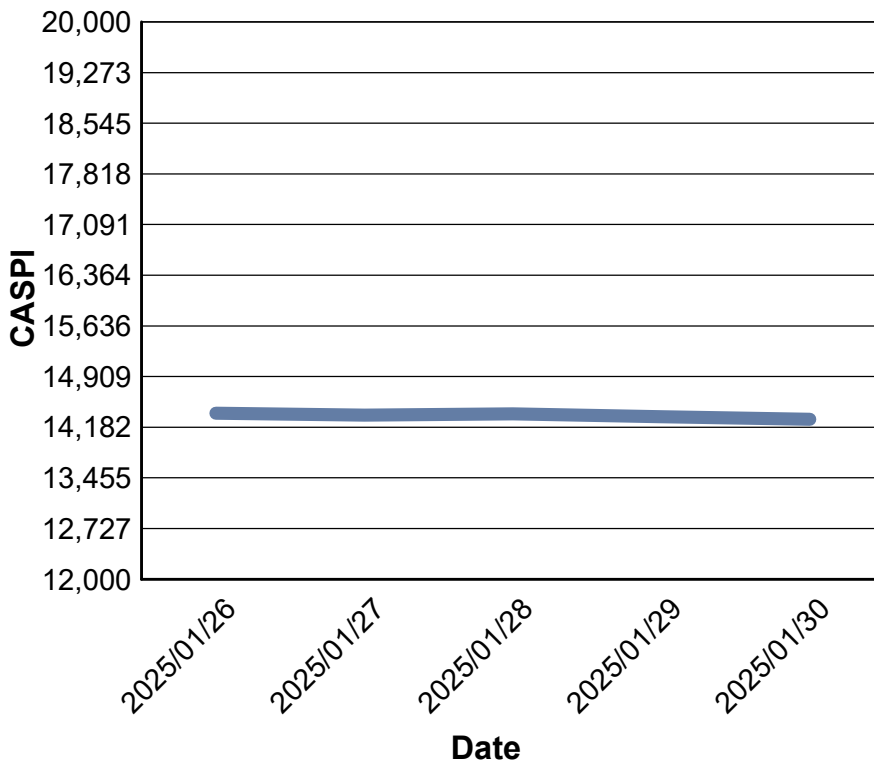
**Data for Turnover Value**



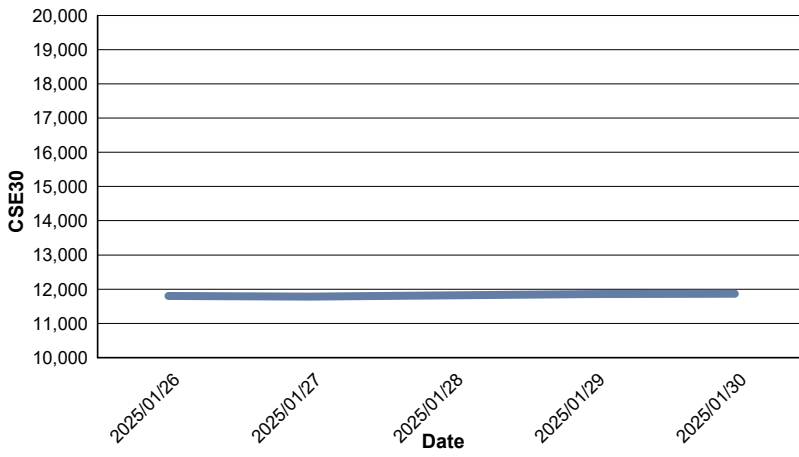
### Data for Turnover Volume



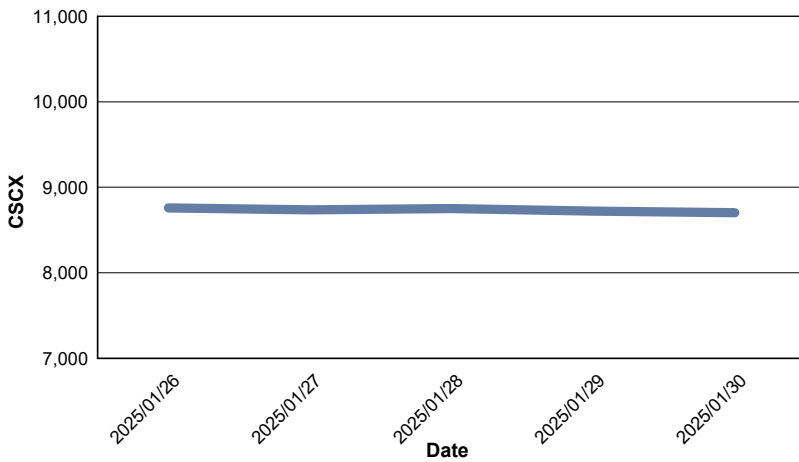
### CASPI Index



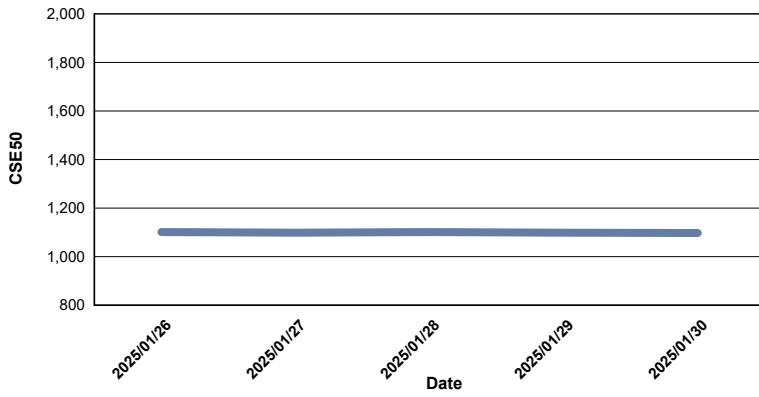
### Index CSE30



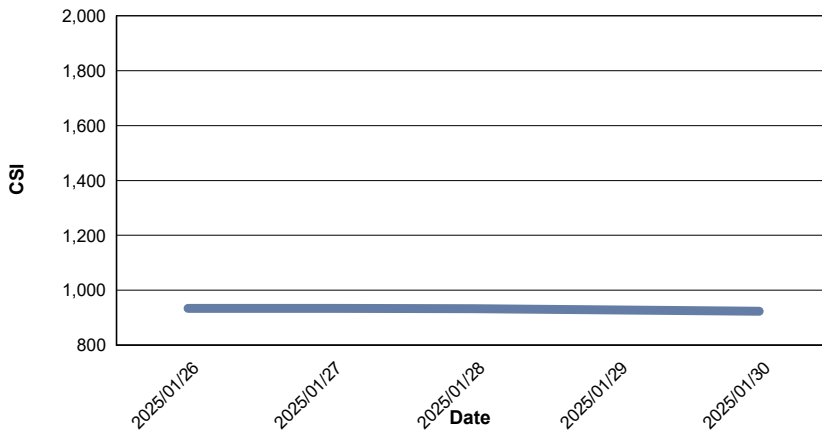
### Index CSCX



### Index CSE50



### Index CSI



### Index CSESMEX

