

# Chittagong Stock Exchange

20-Mar-25

## Weekly Market Summary

**Week:** 2025-03-16 to 2025-03-20 (Total 5 Days )

<b>Total Turnover (BDT) :</b>	280,062,499.00
<b>Volume of Share (Nos):</b>	14,251,732.00
<b>Total Contact(Nos)</b>	9,804
<b>Total Scrip Traded</b>	302

CATEGORY WISE TURNOVER		
Group	Turnover Value(BDT)	% of Total
A	185,510,973.00	66.24
B	81,884,435.70	29.24
N	283,500.00	0.10
Z	12,383,590.30	4.42

MAJOR INDICES IN THE WEEK						
Date	CASPI	CSE30	CSCX	CSE50	CSI	CSESMEX
03/13/2025	14576.2722	11923.3971	8850.9481	1,111.81	945.96	2,087.67
03/20/2025	14559.4514	11930.9123	8850.5908	1,109.18	941.22	2,064.20
change in %	-0.1154	0.0630	-0.0040	-0.24	-0.50	-1.12

SCRIP PERFORMANCE IN THE WEEK	
Advanced	154
Declined	124
No Change	24
Total Traded Issues	302

TOP TEN GAINER COMPANIES BY CLOSING PRICE							
Scrip ID	Scrip Name	Category	Week			Turnover (BDT)	
			Difference	Opening	Closing		
11027	PARAMOUNT INSURANCE CO. LTD	A	30.09	31.90	41.50	131,617.00	
23005	SHINEPUKUR CERAMICS LIMITED	B	28.14	19.90	25.50	5,584,272.70	
21023	DBH FIRST MUTUAL FUND	A	24.32	3.70	4.60	49,227.00	
21045	SEML LECTURE EQUITY MANAGEMENT FUND	A	22.95	6.10	7.50	212,878.50	
16020	S. ALAM COLD ROLLED STEELS LTD	B	22.47	26.70	32.70	2,465,504.20	
21017	PRIME FINANCE 1ST MUTUAL FUND	A	20.00	19.00	22.80	341,782.00	
10011	PADMA ISLAMI LIFE INSURANCE LT	Z	18.91	18.50	22.00	132,200.00	
21038	AB BANK 1ST MUTUAL FUND	A	18.75	3.20	3.80	201,160.00	
21035	EBL NRB MUTUAL FUND	A	18.18	3.30	3.90	65,750.00	
25014	Bangladesh Finance Limited	A	18.18	11.00	13.00	186,502.00	

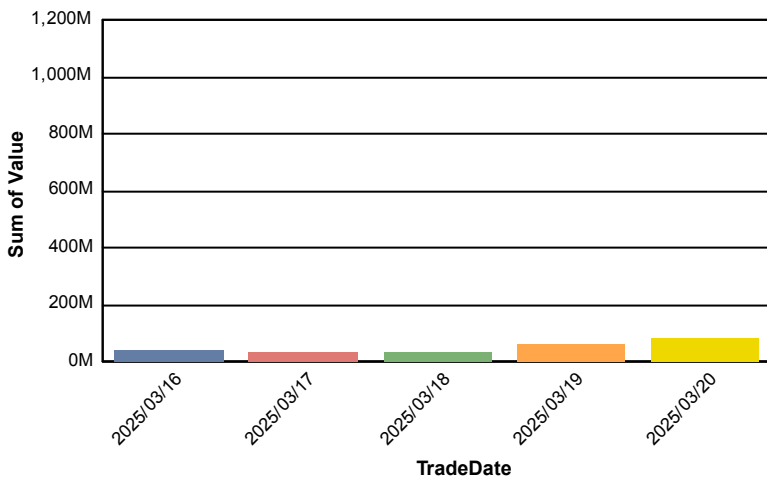
**TOP TEN LOSER COMPANIES BY CLOSING PRICE**

Scrip	Scrip Name	Category	Week Difference	Opening	Closing	Turnover (BDT)
16028	SHURWID INDUSTRIES LTD.	Z	-15.78	9.50	8.00	114,219.00
12012	ALIF INDUSTRIES LIMITED	A	-14.11	66.60	57.20	1,494,017.30
19003	SONALI PAPER & BOARD MILLS LIMITED	A	-12.72	172.90	150.90	82,436.50
19012	MAGURA MULTIPLEX PLC	A	-10.01	95.90	86.30	25,930.00
11006	CENTRAL INSURANCE COMPANY LTD	A	-9.90	42.40	38.20	19,061.80
25018	DBH FINANCE PLC.	A	-9.79	38.80	35.00	46,044.30
24010	AAMRA NETWORKS LIMITED	Z	-9.68	25.80	23.30	2,728.40
20013	LINDE BANGLADESH LIMITED	A	-9.62	1,040.60	940.40	2,046,799.40
13601	MAMUN AGRO PRODUCTS LIMITED	N	-9.48	34.80	31.50	283,500.00
24012	ADN TELECOM LIMITED	A	-9.44	90.00	81.50	5,027.50

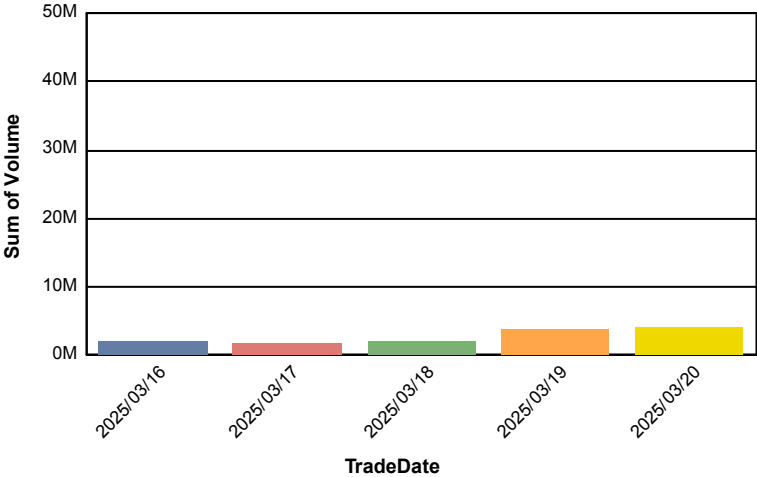
**TOP TEN COMPANIES BY TURNOVER**

Scrip ID	Scrip Name	Turnover (BDT)	Volume
22004	UNITED COMMERCIAL BANK PLC.	35,482,451.10	2,999,209
22024	UTTARA BANK PLC.	27,700,852.00	1,094,713
14022	FINE FOODS LIMITED	26,877,015.50	144,361
14028	TAUFIKA FOODS & LOVELLO ICECREAM PLC	22,754,785.40	276,700
26003	ROBI AXIATA LIMITED	5,986,164.70	227,110
23004	FU-WANG CERAMIC INDUSTRY LTD	5,672,694.70	360,056
23005	SHINEPUKUR CERAMICS LIMITED	5,584,272.70	235,256
13002	SQUARE PHARMACEUTICALS PLC.	4,535,741.40	20,608
16009	BD.THAI ALUMINIUM LIMITED	4,191,252.20	253,083
22006	THE CITY BANK PLC.	4,019,706.70	176,169

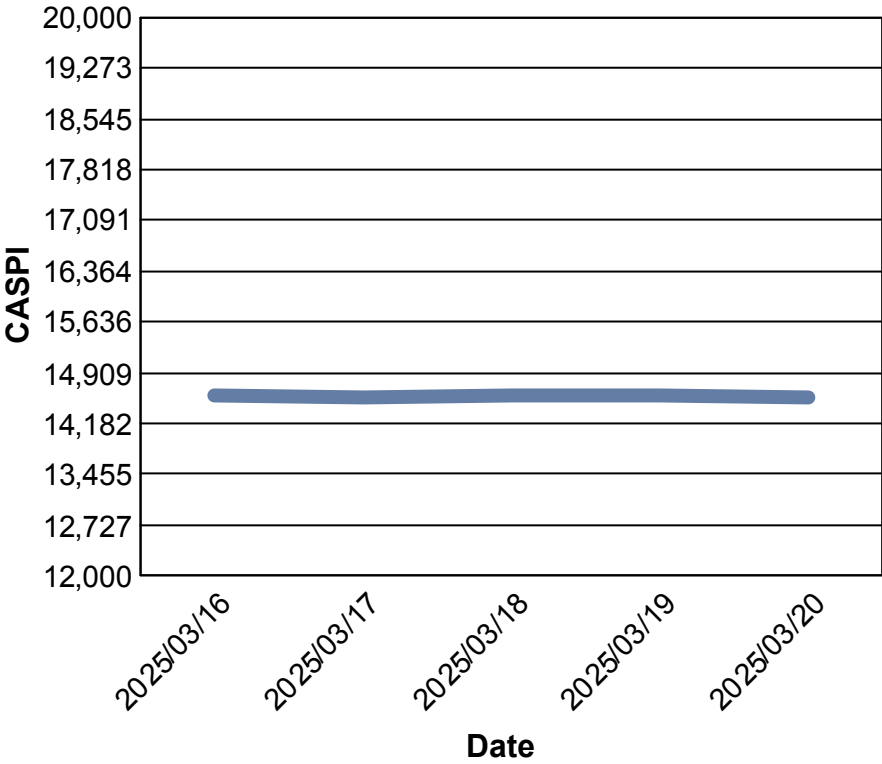
**Data for Turnover Value**



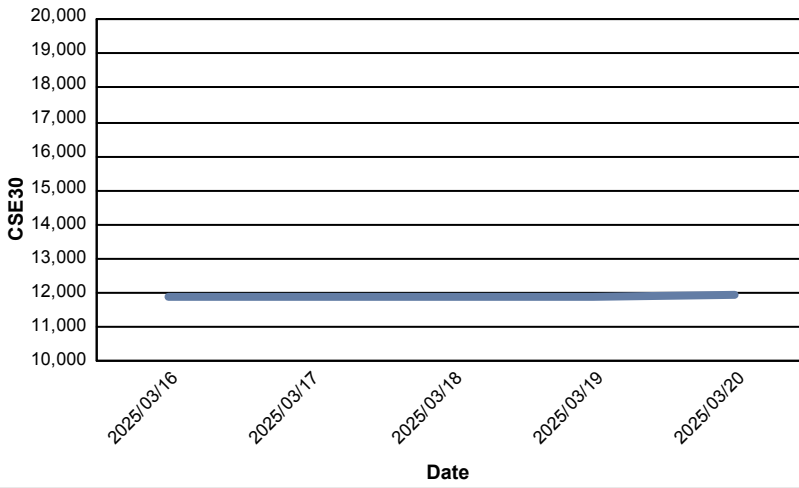
### Data for Turnover Volume



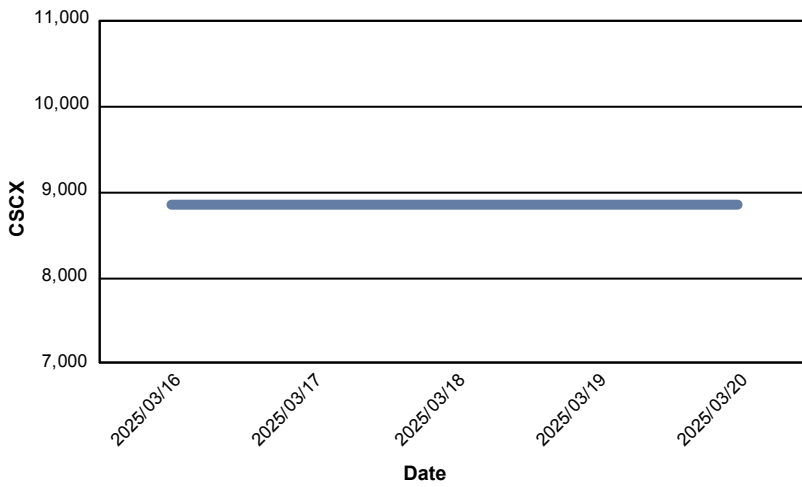
### CASPI Index



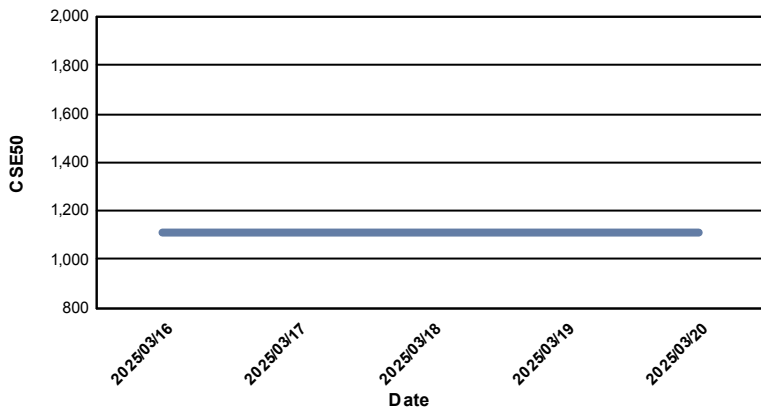
### Index CSE30



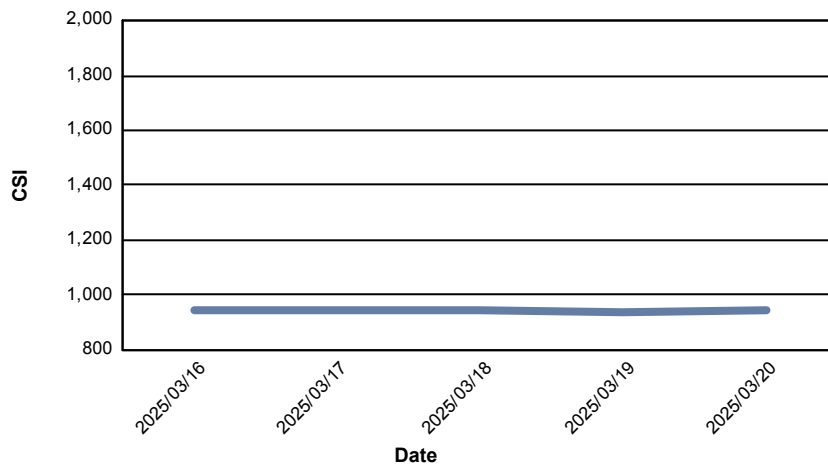
### Index CSCX



### Index CSE50



### Index CSI



### Index CSESMEX

