

Chittagong Stock Exchange

16-May-24

Weekly Market Summary

Week: 2024-05-12 to 2024-05-16 (5 days)

Total Turnover (BDT) :	2,133,047,777.80
Volume of Share (Nos):	40,015,799.00
Total Contact(Nos)	26,559
Total Scrip Traded	337

CATEGORY WISE TURNOVER		
Group	Turnover Value(BDT)	% of Total
A	1,547,550,562.70	72.55
B	484,975,237.60	22.73
N	73,116,084.20	3.43
Z	27,405,893.30	1.28

MAJOR INDICES IN THE WEEK						
Date	CASPI	CSE30	CSCX	CSE50	CSI	CSESMEX
05/09/2024	16231.8679	12431.5141	9771.5217	1,143.61	1,067.86	3,273.27
05/16/2024	16006.5388	12213.9136	9637.6985	1,133.98	1,046.24	3,217.85
change in %	-1.3882	-1.7504	-1.3695	-0.84	-2.02	-1.69

SCRIP PERFORMANCE IN THE WEEK	
Advanced	76
Declined	236
No Change	25
Total Traded Issues	337

TOP TEN GAINER COMPANIES BY CLOSING PRICE						
Scrip ID	Scrip Name	Category	Week Difference	Opening	Closing	Turnover (BDT)
11027	PARAMOUNT INSURANCE CO. LTD	A	20.96	62.00	75.00	119,158.80
17008	LEGACY FOOTWEAR LIMITED	B	20.71	64.70	78.10	2,552,036.70
21036	1ST SCHEME OF RELIANCE INS. MF	A	20.66	15.00	18.10	5,878,764.00
24013	eGENERATION LIMITED	A	18.85	43.50	51.70	19,618,854.80
25001	INVESTMENT CORP OF BANGLADESH	B	18.40	57.60	68.20	969,258.60
10013	SONALI LIFE INSURANCE COMPANY I	A	16.81	77.90	91.00	1,051,408.00
21017	PRIME FINANCE 1ST MUTUAL FUND	A	14.54	39.20	44.90	163,430.80
14025	GOLDEN HARVEST AGRO INDS LTD.	B	13.51	14.80	16.80	4,539,413.10
21053	ICB AMCL CMSF GOLDEN JUBILEE ML	A	13.46	15.60	17.70	1,821,769.60
23001	MONNO CERAMIC INDUSTRIES LTD	A	10.51	78.00	86.20	330,724.30

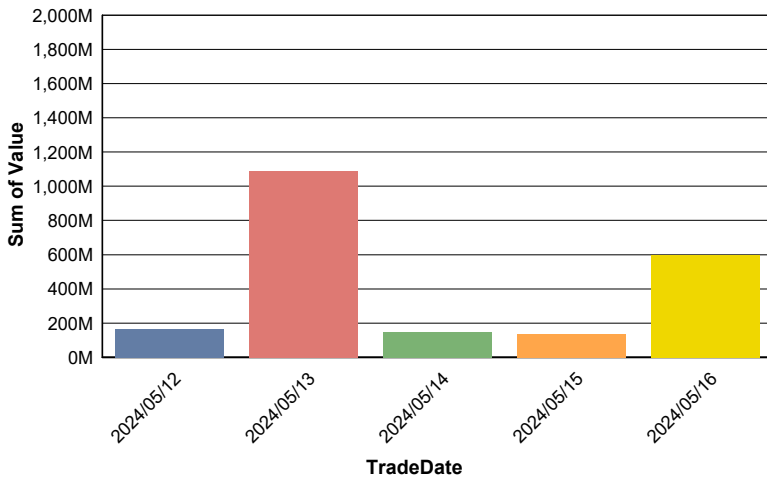
TOP TEN LOSER COMPANIES BY CLOSING PRICE

Scrip ID	Scrip Name	Category	Week Difference	Opening	Closing	Turnover (BDT)
22017	DUTCH-BANGLA BANK PLC.	A	-19.87	62.40	50.00	18,025,979.50
12023	DELTA SPINNERS LIMITED	Z	-18.64	5.90	4.80	22,417.00
25012	IPDC FINANCE LIMITED	A	-13.30	26.30	22.80	1,102,319.20
16009	BD.THAI ALUMINIUM LIMITED	B	-11.73	23.00	20.30	586,614.40
16028	SHURWID INDUSTRIES LTD.	Z	-11.38	12.30	10.90	67,000.00
23005	SHINEPUKUR CERAMICS LIMITED	B	-10.84	41.50	37.00	13,184,461.10
24004	BDCOM ONLINE LIMITED	A	-10.76	32.50	29.00	239,302.40
16025	BENGAL WINDSOR THERMOPLASTIC	B	-10.74	24.20	21.60	55,511.20
12601	APEX WEAVING & FINISHING MILLS	N	-10.52	15.20	13.60	111,780.00
25021	GSP FINANCE CO.(BANGLADESH) LT	A	-10.52	11.40	10.20	1,087,573.00

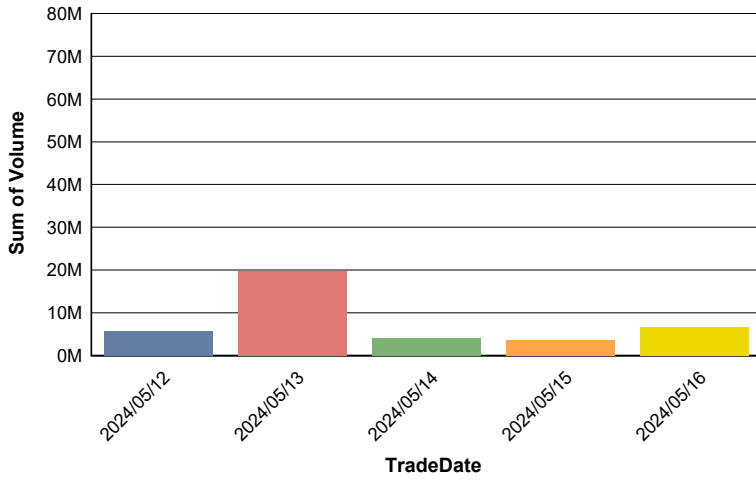
TOP TEN COMPANIES BY TURNOVER

Scrip ID	Scrip Name	Turnover (BDT)	Volume
32009	BRITISH AMERICAN TOBACCO BD CO	490,450,678.80	1,356,858
20008	MEGHNA PETROLEUM LIMITED	242,930,929.20	1,223,222
13002	SQUARE PHARMACEUTICALS PLC.	239,487,913.10	1,125,199
13038	JMI HOSPITAL REQUISITE MFG. LTD.	238,100,056.50	3,054,490
22028	JAMUNA BANK PLC.	112,815,968.80	5,151,478
18010	SAIF POWERTEC LIMITED	102,477,358.20	3,879,983
22022	BANK ASIA LIMITED	54,184,983.10	2,709,438
32019	KHAN BROTHERS PP WOVEN BAG INDUSTRI	45,760,271.90	241,500
18012	BEST HOLDINGS LIMITED	41,311,701.40	1,050,935
10010	RUPALI LIFE INSURANCE CO. LTD.	38,085,192.80	242,550

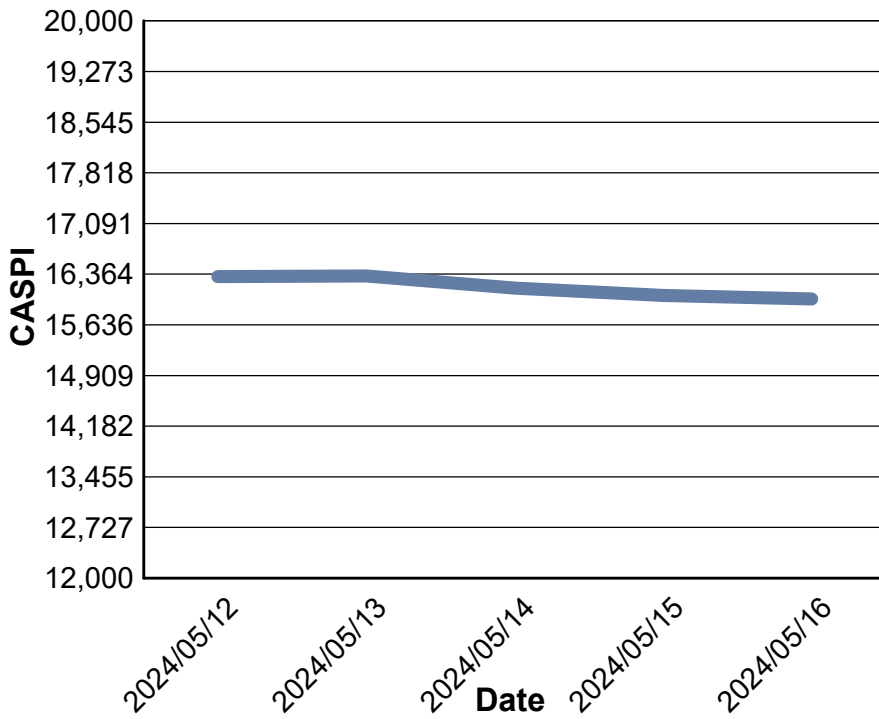
Data for Turnover Value



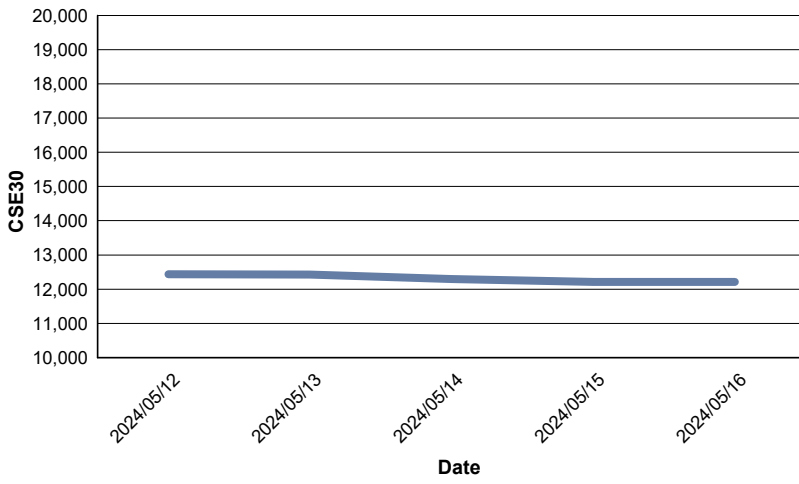
Data for Turnover Volume



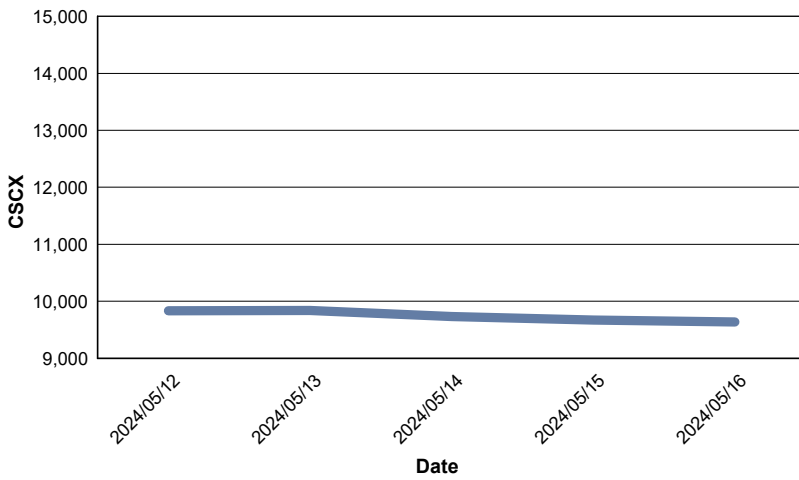
CASPI Index



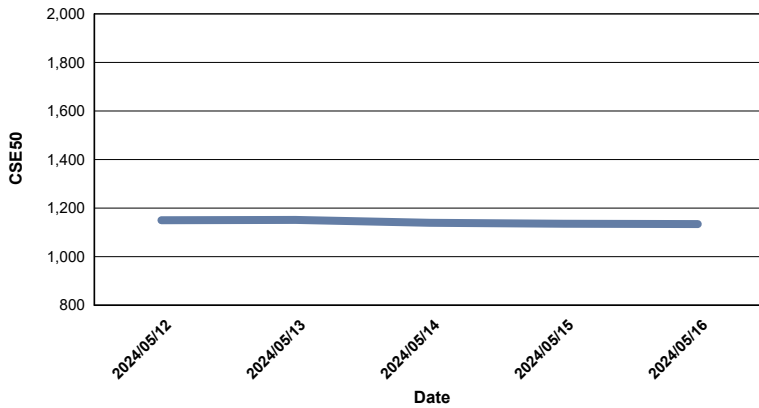
Index CSE30



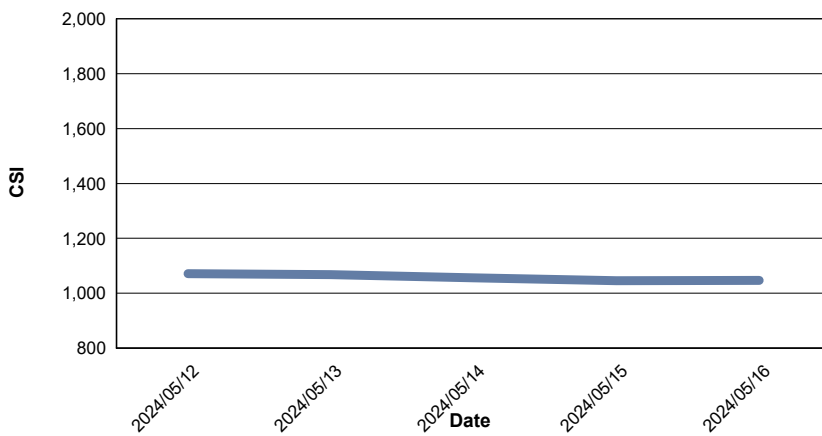
Index CSCX



Index CSE50



Index CSI



Index CSESMEX

