

# Chittagong Stock Exchange

02-May-24

## Weekly Market Summary

**Week:** 2024-04-28 to 2024-05-02 (Total 4 days excluding 1st May 2024)

<b>Total Turnover (BDT) :</b>	1,836,774,845.10
<b>Volume of Share (Nos):</b>	62,621,754.00
<b>Total Contact(Nos)</b>	16,399
<b>Total Scrip Traded</b>	304

CATEGORY WISE TURNOVER		
Group	Turnover Value(BDT)	% of Total
A	1,094,017,186.90	59.56
B	664,936,535.90	36.20
N	72,324,794.40	3.94
Z	5,496,327.90	0.30

MAJOR INDICES IN THE WEEK						
Date	CASPI	CSE30	CSCX	CSE50	CSI	CSESMEX
04/25/2024	15815.7523	12118.8005	9521.9241	1,122.65	1,040.27	3,376.15
05/02/2024	16051.3955	12359.5599	9664.4985	1,137.98	1,056.59	3,349.90
change in %	1.4899	1.9867	1.4973	1.37	1.57	-0.78

SCRIP PERFORMANCE IN THE WEEK	
Advanced	146
Declined	133
No Change	25
Total Traded Issues	304

TOP TEN GAINER COMPANIES BY CLOSING PRICE						
Scrip ID	Scrip Name	Category	Week Difference	Opening	Closing	Turnover (BDT)
12022	SONARGAON TEXTILES LIMITED	B	24.53	21.60	26.90	1,880,022.40
13039	ASIATIC LABORATORIES LIMITED	N	20.94	53.00	64.10	40,272,590.10
16036	OIMEX ELECTRODE LIMITED	B	20.34	23.10	27.80	4,837,811.90
32017	JMI SYRINGES & MEDICAL DEV.LTD	A	19.25	135.00	161.00	553,472.50
20016	CVO PETROCHEMICAL REFINERY LTI	B	18.28	126.90	150.10	442,751.00
12017	ALLTEX INDUSTRIES LIMITED	Z	16.80	11.90	13.90	1,521.00
14028	TAUFIKA FOODS & LOVELLO ICECRE/	A	16.61	71.00	82.80	46,817,787.30
12050	FAR EAST KNITTING & DYEING INDUS	A	16.40	12.80	14.90	91,265.00
16033	OLYMPIC ACCESSORIES LTD.	B	16.37	11.60	13.50	1,812,564.00
12036	MAKSONS SPINNING MILLS LIMITED	A	16.23	11.70	13.60	3,474,895.60

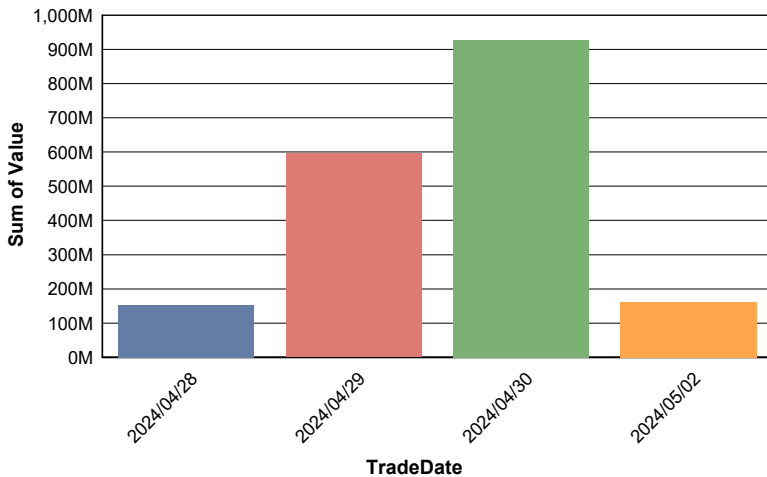
**TOP TEN LOSER COMPANIES BY CLOSING PRICE**

Scrip ID	Scrip Name	Category	Week Difference	Opening	Closing	Turnover (BDT)
22005	RUPALI BANK PLC.	B	-15.82	27.80	23.40	378,002.30
11002	PEOPLES INSURANCE COMPANY LTD	A	-10.84	41.50	37.00	87,431.00
19601	WEB COATS PLC.	N	-9.74	34.90	31.50	17,923.50
11005	JANATA INSURANCE COMPANY LTD	A	-8.85	35.00	31.90	3,819.80
16014	KAY & QUE (BANGLADESH) LTD	B	-8.66	278.00	253.90	7,853.00
13026	GLOBAL HEAVY CHEMICALS LIMITED	B	-8.46	24.80	22.70	70,123.00
11014	EASTERN INSURANCE COMPANY LTD	A	-8.34	55.10	50.50	1,818.00
22031	THE PREMIER BANK PLC.	A	-8.33	13.20	12.10	1,197,576.00
16004	AFTAB AUTOMOBILES LIMITED	A	-8.31	45.70	41.90	1,366,755.20
14029	BD THAI FOOD & BEVERAGE LIMITED	B	-8.24	37.60	34.50	367,464.80

**TOP TEN COMPANIES BY TURNOVER**

Scrip ID	Scrip Name	Turnover (BDT)	Volume
32009	BRITISH AMERICAN TOBACCO BD CO	609,107,950.00	1,636,563
13033	SILVA PHARMACEUTICALS LIMITED	338,932,161.70	24,559,034
13034	INDO-BANGLA PHARMACEUTICALS LTD.	113,508,135.10	8,285,523
13015	WATA CHEMICALS LTD.	109,579,963.70	830,781
13038	JMI HOSPITAL REQUISITE MFG. LTD.	71,002,603.20	1,137,707
22017	DUTCH-BANGLA BANK PLC.	48,701,331.90	799,341
14028	TAUFIKA FOODS & LOVELLO ICECREAM PLC.	46,817,787.30	628,645
32002	ARAMIT LIMITED	46,367,829.00	171,099
13039	ASIATIC LABORATORIES LIMITED	40,272,590.10	691,595
12046	PARAMOUNT TEXTILE PLC	33,475,941.80	439,596

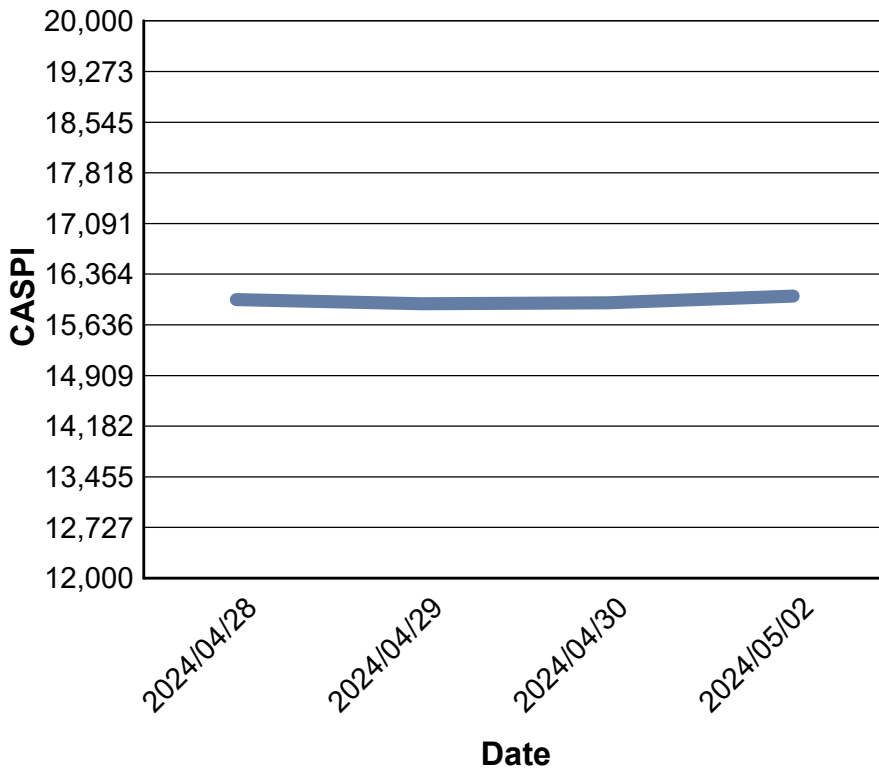
**Data for Turnover Value**



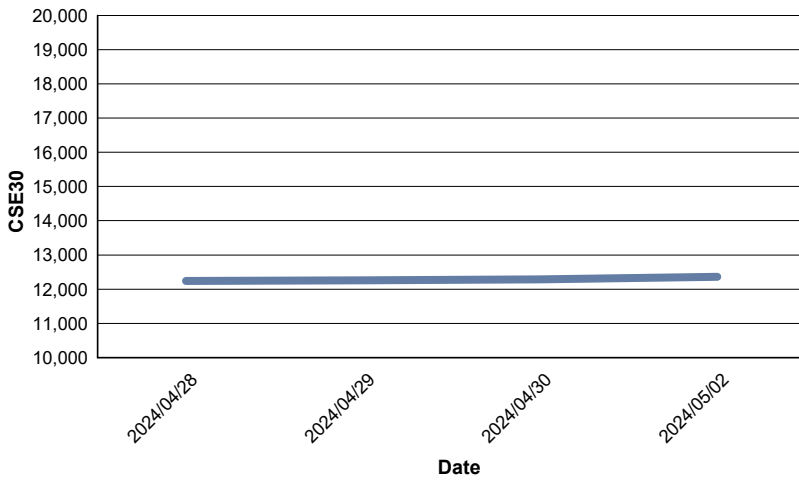
### Data for Turnover Volume



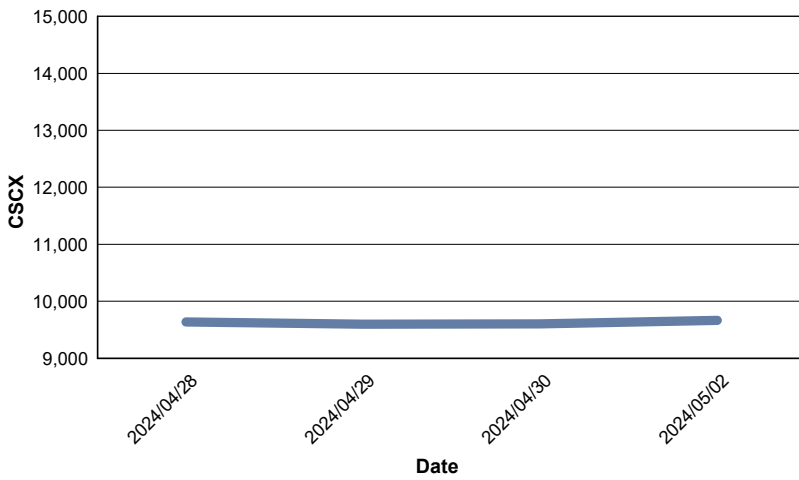
### CASPI Index



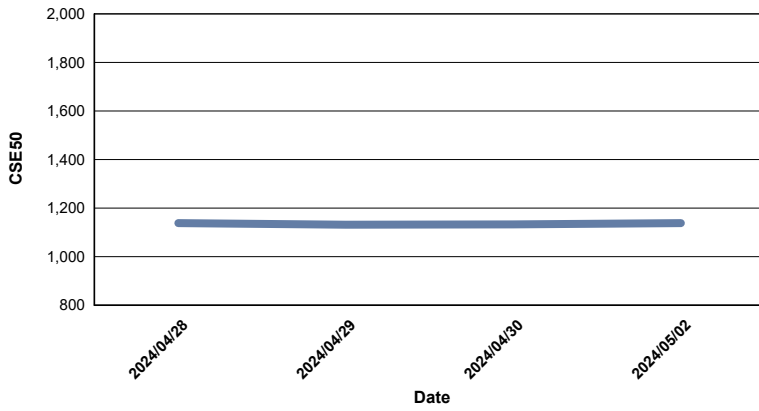
### Index CSE30



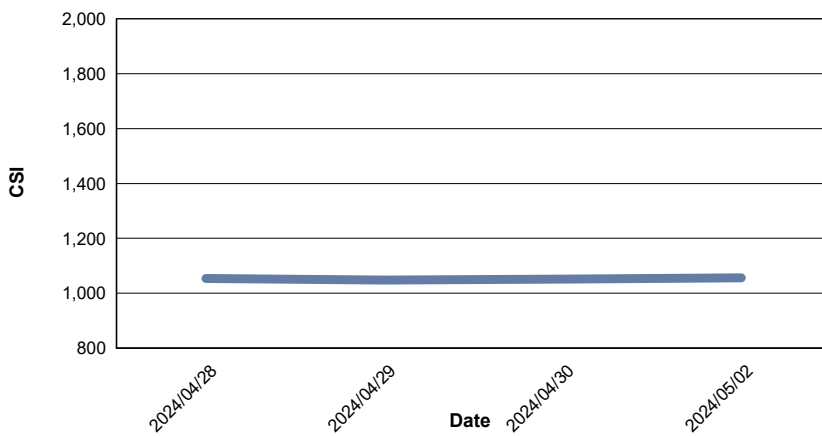
### Index CSCX



### Index CSE50



### Index CSI



### Index CSESMEX

