

# Chittagong Stock Exchange

## Weekly Market Summary

09-Oct-24

**Week:** 2024-10-06 to 2024-10-09 (Total 4 Days )

<b>Total Turnover (BDT) :</b>	350,770,016.00
<b>Volume of Share (Nos):</b>	9,908,130.00
<b>Total Contact(Nos)</b>	8,611
<b>Total Scrip Traded</b>	294

CATEGORY WISE TURNOVER		
Group	Turnover Value(BDT)	% of Total
A	257,237,115.90	73.33
B	33,100,695.20	9.44
N	53,666,371.00	15.30
Z	6,765,833.90	1.93

MAJOR INDICES IN THE WEEK						
Date	CASPI	CSE30	CSCX	CSE50	CSI	CSESMEX
10/03/2024	15271.7758	12457.3486	9275.0357	1,158.50	991.42	2,575.43
10/09/2024	15135.3493	12302.4189	9192.3875	1,147.60	982.62	2,461.02
change in %	-0.8933	-1.2437	-0.8911	-0.94	-0.89	-4.44

SCRIP PERFORMANCE IN THE WEEK	
Advanced	114
Declined	154
No Change	26
Total Traded Issues	294

TOP TEN GAINER COMPANIES BY CLOSING PRICE						
Scrip ID	Scrip Name	Category	Week Difference	Opening	Closing	Turnover (BDT)
24006	AGNI SYSTEMS LIMITED	B	22.38	33.50	41.00	6,925,112.20
12025	ANLIMA YARN DYEING LIMITED	Z	18.44	24.40	28.90	2,640.00
24004	BDCOM ONLINE LIMITED	A	16.90	21.30	24.90	190,537.70
14023	RANGPUR DAIRY & FOOD PROD. LTD	B	16.17	23.50	27.30	186,450.10
12055	ZAHEEN SPINNING LTD.	B	15.71	7.00	8.10	22,120.00
13025	SALVO CHEMICAL INDUSTRY LTD	B	14.33	26.50	30.30	362,807.70
14017	FU-WANG FOODS LIMITED	B	13.82	12.30	14.00	3,508,306.50
20021	ASSOCIATED OXYGEN LIMITED	Z	13.33	13.50	15.30	572,069.00
12038	R. N. SPINNING MILLS LIMITED	Z	12.12	13.20	14.80	44,317.60
24008	AAMRA TECHNOLOGIES LIMITED	A	11.76	18.70	20.90	138,608.30

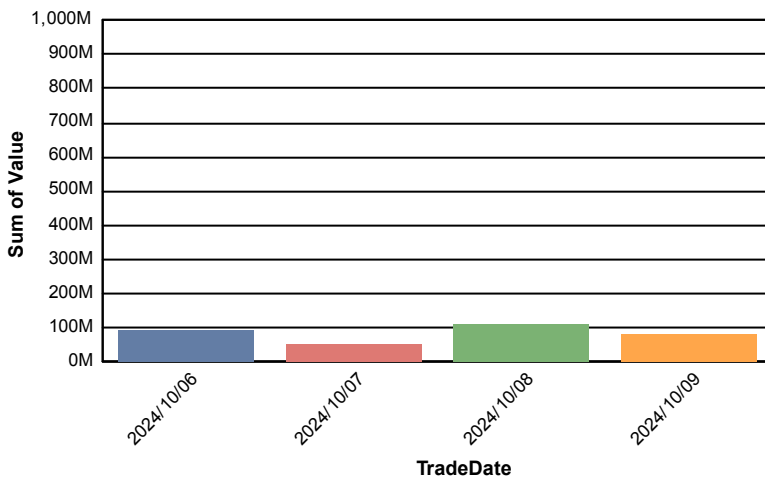
### TOP TEN LOSER COMPANIES BY CLOSING PRICE

Scrip	Scrip Name	Category	Week Difference	Opening	Closing	Turnover (BDT)
32602	MASTER FEED AGROTECH LIMITED	N	-25.23	10.70	8.00	63,952.00
19008	MIRACLE INDUSTRIES LIMITED	Z	-18.06	22.70	18.60	36,855.00
14010	NATIONAL TEA COMPANY LIMITED	Z	-17.54	308.30	254.20	636,038.20
10001	DELTA LIFE INSURANCE COMPANY	A	-15.68	95.00	80.10	49,410.00
32605	HIMADRI LIMITED	N	-15.62	2,249.50	1,898.00	3,623.50
24012	ADN TELECOM LIMITED	A	-15.36	110.00	93.10	14,310.00
12058	REGENT TEXTILE MILLS LTD.	Z	-15.21	4.60	3.90	2,796.00
14012	RAHIMA FOOD CORPORATION LTD	A	-14.13	112.50	96.60	208,143.50
11028	CITY GENERAL INSURANCE CO. LTD	A	-13.11	64.80	56.30	16,233.60
16014	KAY & QUE (BANGLADESH) LTD	B	-12.80	237.40	207.00	6,550.00

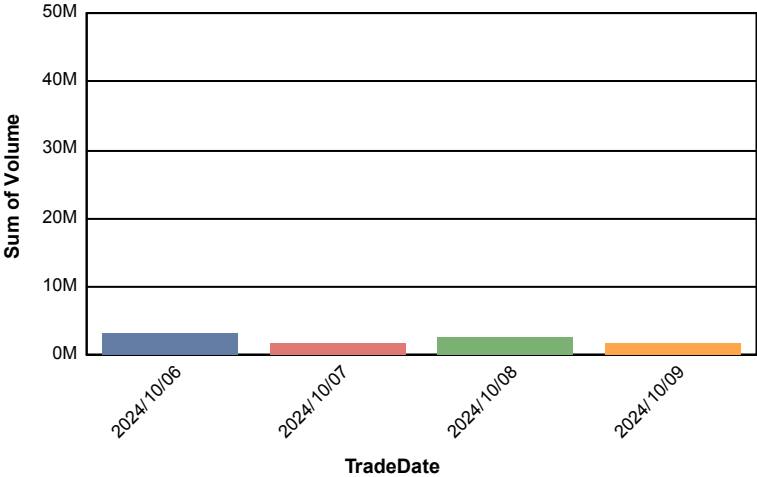
### TOP TEN COMPANIES BY TURNOVER

Scrip ID	Scrip Name	Turnover (BDT)	Volume
13040	TECHNO DRUGS LIMITED	51,974,200.40	1,098,406
11006	CENTRAL INSURANCE COMPANY LTD	45,320,524.80	1,000,457
13002	SQUARE PHARMACEUTICALS PLC.	34,881,563.40	151,948
10008	PRAGATI LIFE INSURANCE LTD.	23,321,650.00	102,110
14028	TAUFIKA FOODS & LOVELLO ICECREAM PLC	23,158,030.40	286,210
26001	GRAMEENPHONE LIMITED	12,748,750.60	38,200
13008	ORION INFUSION LIMITED	11,756,930.30	34,494
22008	ISLAMI BANK BANGLADESH PLC.	9,111,574.20	157,301
15009	LAFARGE HOLCIM BANGLADESH LIMITED	7,760,534.50	127,487
24006	AGNI SYSTEMS LIMITED	6,925,112.20	191,749

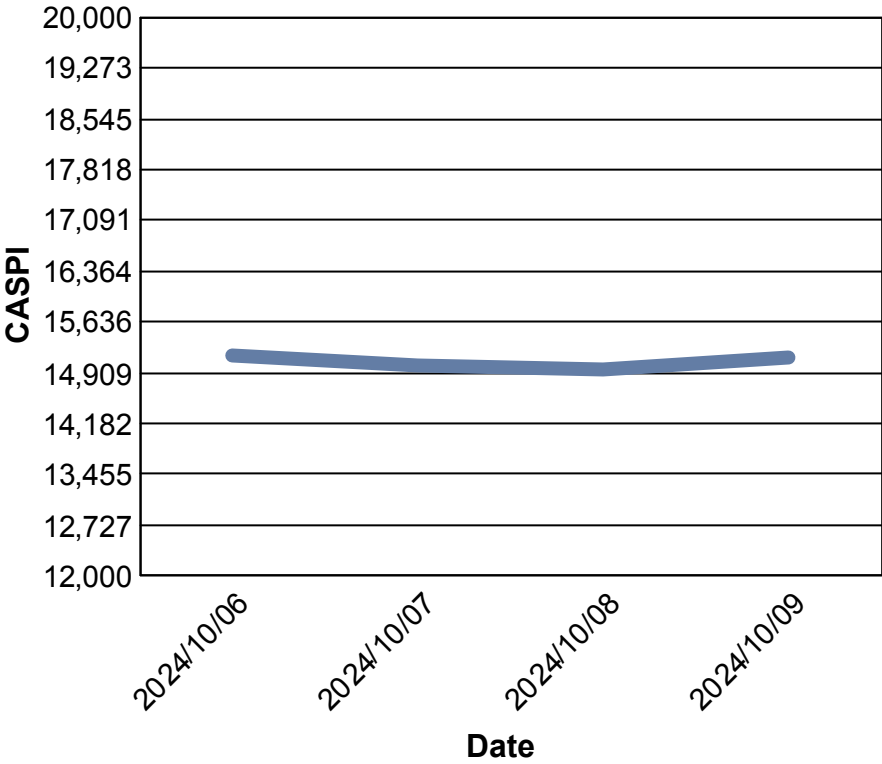
### Data for Turnover Value



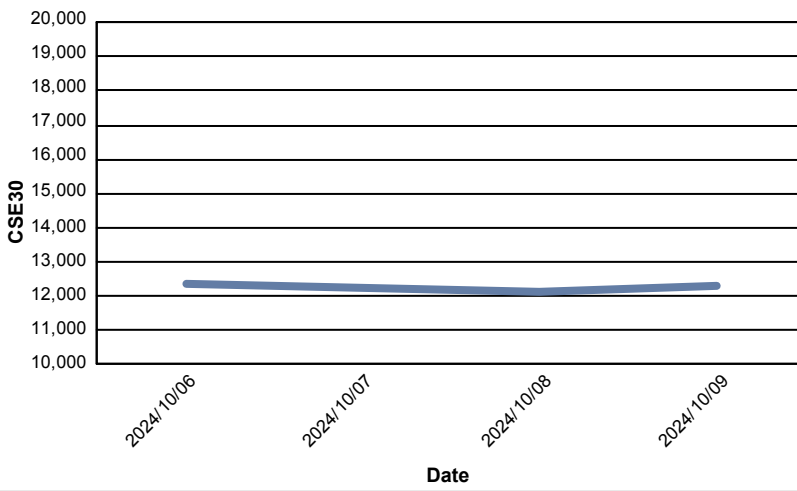
### Data for Turnover Volume



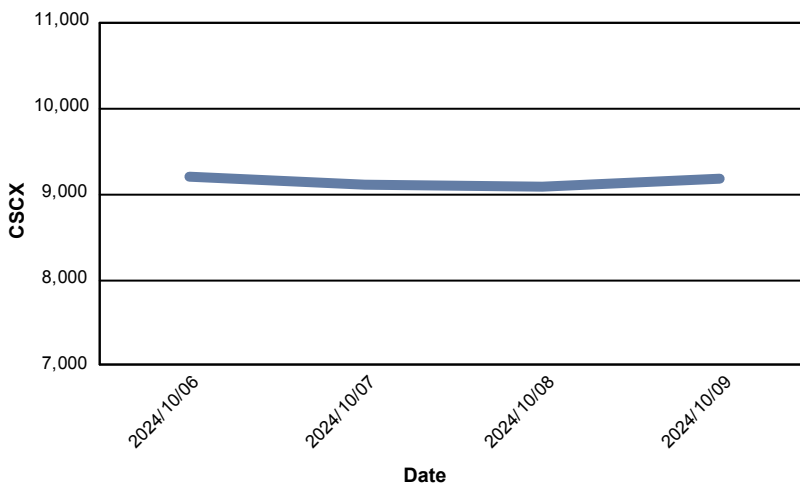
### CASPI Index



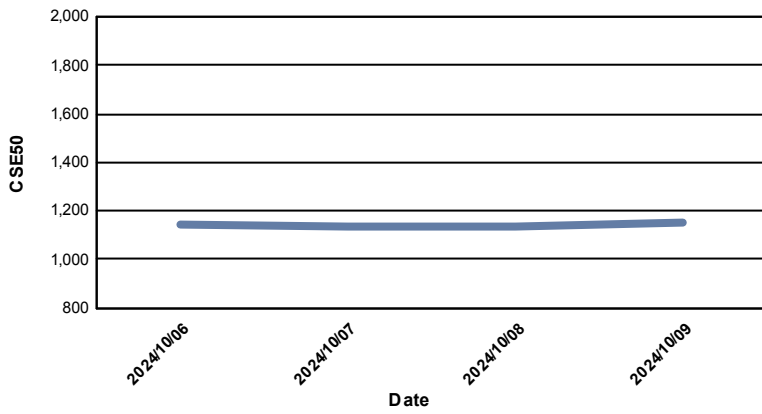
### Index CSE30



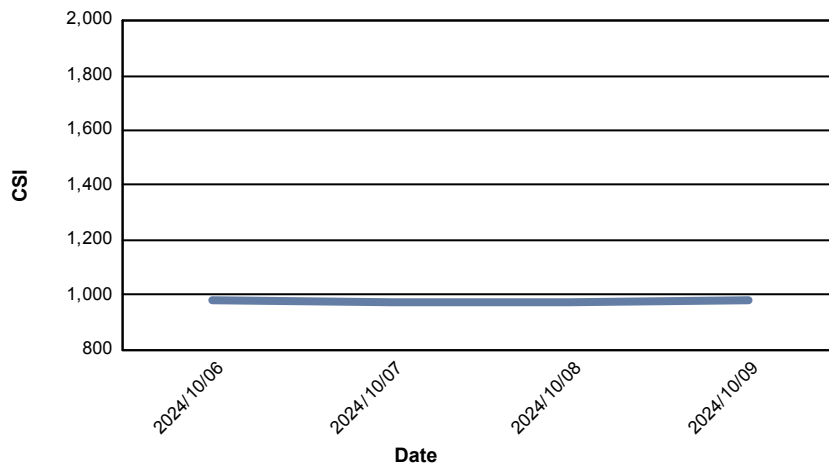
### Index CSCX



### Index CSE50



### Index CSI



### Index CSESMEX

