

Chittagong Stock Exchange

Weekly Market Summary

12-Dec-24

Week: 2024-12-08 to 2024-12-12 (Total 5 Days)

Total Turnover (BDT) :	269,651,645.90
Volume of Share (Nos):	13,235,090.00
Total Contact(Nos)	8,039
Total Scrip Traded	315

CATEGORY WISE TURNOVER		
Group	Turnover Value(BDT)	% of Total
A	193,752,087.70	71.85
B	44,516,034.20	16.51
N	12,073,829.60	4.48
Z	19,309,694.40	7.16

MAJOR INDICES IN THE WEEK						
Date	CASPI	CSE30	CSCX	CSE50	CSI	CSESMEX
12/05/2024	14581.1097	11899.7038	8871.2909	1,108.93	941.41	2,062.19
12/12/2024	14304.0019	11755.9296	8702.0021	1,083.83	925.38	2,037.22
change in %	-1.9005	-1.2082	-1.9083	-2.26	-1.70	-1.21

SCRIP PERFORMANCE IN THE WEEK	
Advanced	67
Declined	213
No Change	35
Total Traded Issues	315

TOP TEN GAINER COMPANIES BY CLOSING PRICE							
Scrip ID	Scrip Name	Category	Week Difference	Opening	Closing	Turnover (BDT)	
19008	MIRACLE INDUSTRIES LIMITED	Z	33.91	23.00	30.80	1,922,926.40	
20021	ASSOCIATED OXYGEN LIMITED	A	16.92	13.00	15.20	1,085,938.10	
12041	SAIHAM COTTON MILLS LTD.	A	15.17	14.50	16.70	1,038,711.50	
12030	SAIHAM TEXTILE MILLS LTD	A	15.03	15.30	17.60	609,134.20	
12024	H.R.TEXTILE MILLS LIMITED	B	13.26	30.90	35.00	133,860.00	
20023	LUB-RREF (BANGLADESH) LTD.	Z	12.50	12.00	13.50	345,644.40	
12022	SONARGAON TEXTILES LIMITED	B	12.23	23.70	26.60	4,858.40	
11013	PHOENIX INSURANCE COMPANY LTD	A	9.96	25.10	27.60	55.20	
16020	S. ALAM COLD ROLLED STEELS LTD	B	9.82	11.20	12.30	12.30	
14602	ACHIA SEA FOODS LIMITED	N	9.76	29.70	32.60	326.00	

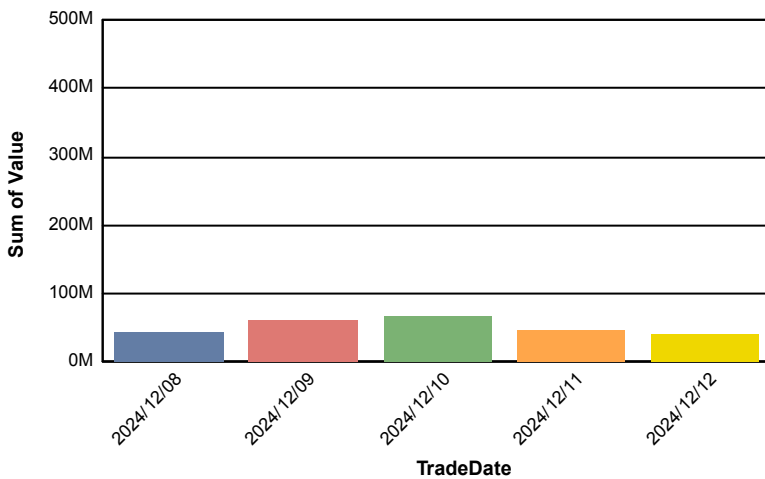
TOP TEN LOSER COMPANIES BY CLOSING PRICE

Scrip	Scrip Name	Category	Week Difference	Opening	Closing	Turnover (BDT)
21017	PRIME FINANCE 1ST MUTUAL FUND	A	-27.57	47.50	34.40	289,479.00
13023	BEACON PHARMACEUTICALS PLC.	A	-23.07	143.00	110.00	100,701.70
14601	BENGAL BISCUITS LIMITED	N	-18.86	77.40	62.80	7,032.80
32019	KHAN BROTHERS PP WOVEN BAG INDUS`	B	-16.16	146.60	122.90	1,799,654.00
16028	SHURWID INDUSTRIES LTD.	Z	-14.28	7.00	6.00	199,591.40
14022	FINE FOODS LIMITED	B	-13.24	234.00	203.00	475,563.60
22008	ISLAMI BANK BANGLADESH PLC.	A	-11.24	51.60	45.80	10,944,012.60
14029	BD THAI FOOD & BEVERAGE LIMITED	B	-10.28	17.50	15.70	124,508.80
11033	REPUBLIC INSURANCE COMPANY LTD	A	-10.21	32.30	29.00	41,000.00
16043	MIR AKHTER HOSSAIN LIMITED	A	-10.00	35.00	31.50	2,717.40

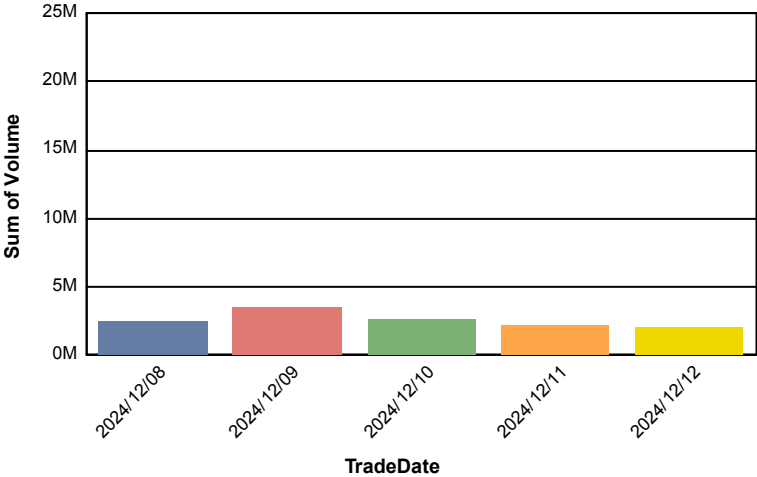
TOP TEN COMPANIES BY TURNOVER

Scrip ID	Scrip Name	Turnover (BDT)	Volume
16024	GPH ISPAT LIMITED	71,997,794.10	3,513,447
22008	ISLAMI BANK BANGLADESH PLC.	10,944,012.60	227,689
32007	HAMI INDUSTRIES LTD	10,425,000.00	150,000
22004	UNITED COMMERCIAL BANK PLC.	9,674,495.50	1,037,641
12059	DRAGON SWEATER & SPINNING LTD.	8,292,864.00	687,188
10013	SONALI LIFE INSURANCE COMPANY LTD.	8,071,749.70	171,724
10010	RUPALI LIFE INSURANCE CO. LTD.	7,305,194.00	71,058
26003	ROBI AXIATA LIMITED	5,093,095.00	193,313
13601	MAMUN AGRO PRODUCTS LIMITED	5,065,000.00	150,000
12062	SHEPHERD INDUSTRIES PLC.	4,760,716.00	294,580

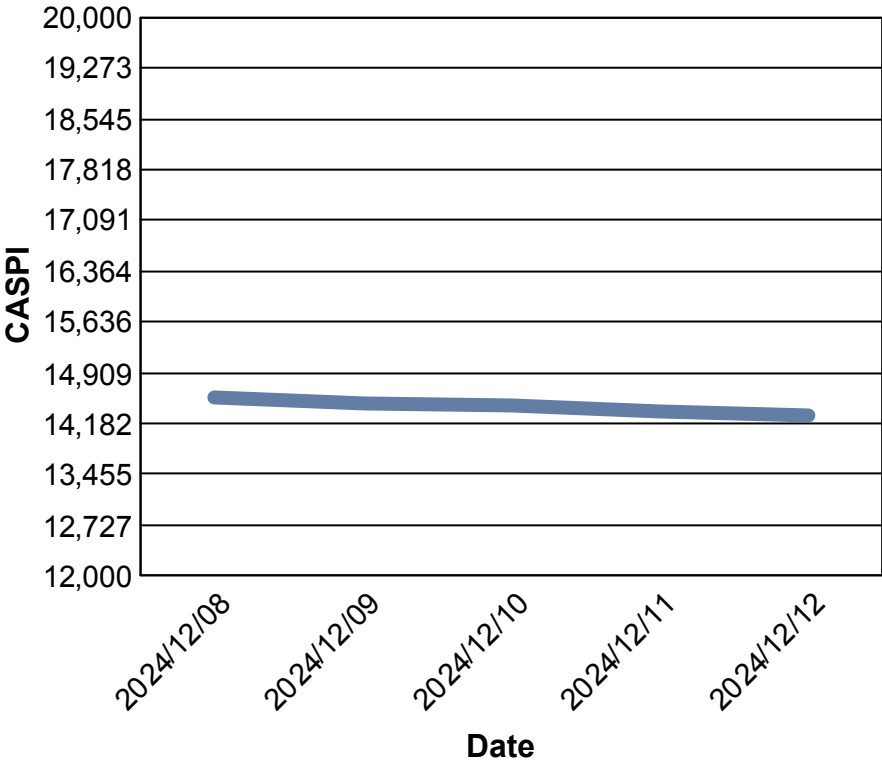
Data for Turnover Value



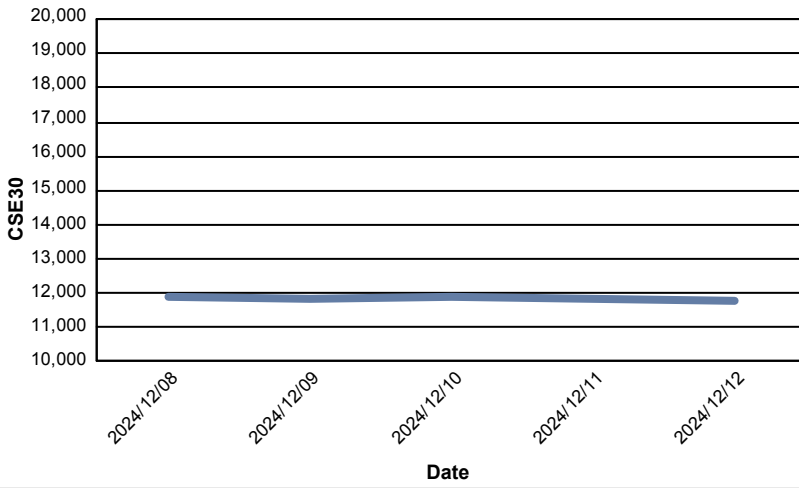
Data for Turnover Volume



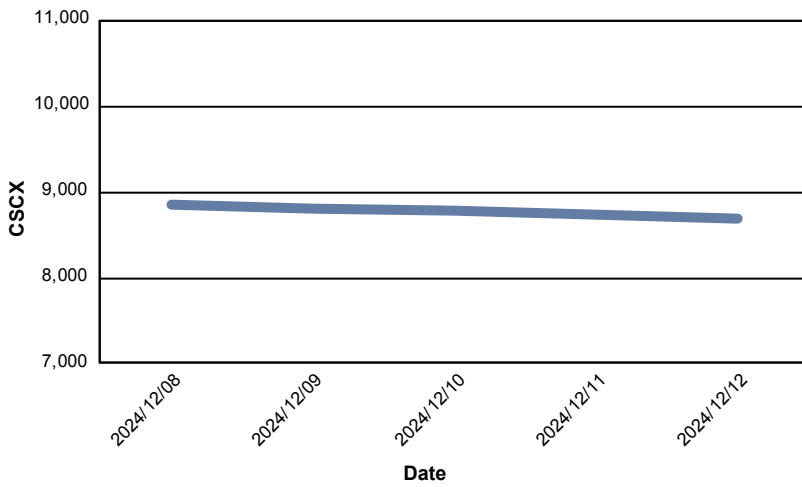
CASPI Index



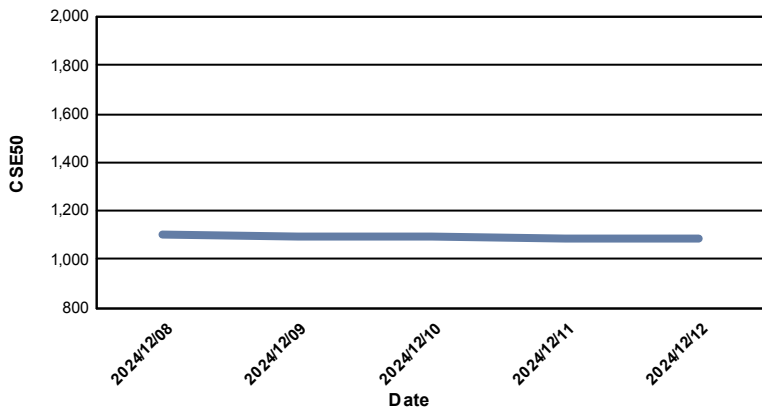
Index CSE30



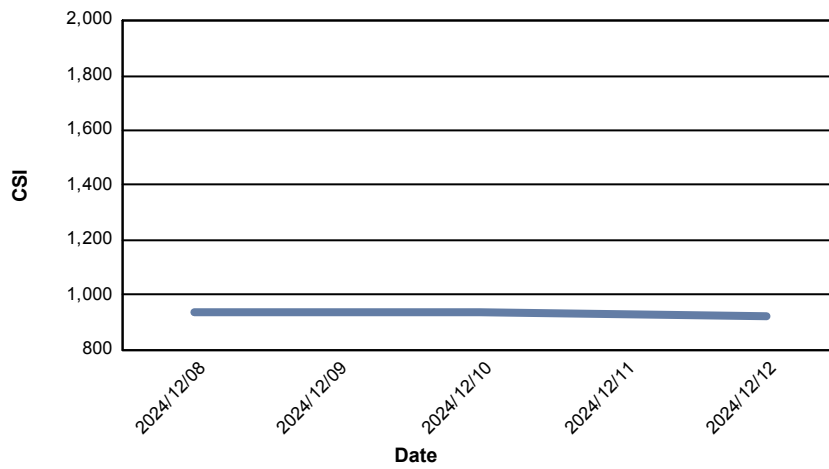
Index CSCX



Index CSE50



Index CSI



Index CSESMEX

