

Chittagong Stock Exchange

Weekly Market Summary

03-Oct-24

Week: 2024-09-29 to 2024-10-03 (Total 5 Days)

Total Turnover (BDT) :	411,393,085.30
Volume of Share (Nos):	13,766,591.00
Total Contact(Nos)	12,258
Total Scrip Traded	314

CATEGORY WISE TURNOVER		
Group	Turnover Value(BDT)	% of Total
A	299,724,944.00	72.85
B	87,234,323.40	21.20
N	9,552,965.40	2.32
Z	14,880,852.50	3.62

MAJOR INDICES IN THE WEEK						
Date	CASPI	CSE30	CSCX	CSE50	CSI	CSESMEX
09/26/2024	15793.2254	12823.1408	9571.3343	1,193.61	1,026.40	2,477.74
10/03/2024	15271.7758	12457.3486	9275.0357	1,158.50	991.42	2,575.43
change in %	-3.3017	-2.8526	-3.0957	-2.94	-3.41	3.94

SCRIP PERFORMANCE IN THE WEEK	
Advanced	52
Declined	252
No Change	10
Total Traded Issues	314

TOP TEN GAINER COMPANIES BY CLOSING PRICE							
Scrip ID	Scrip Name	Category	Week Difference	Opening	Closing	Turnover (BDT)	
25011	BD INDUSTRIAL FINANCE CO. LTD	Z	30.88	6.80	8.90	109,315.90	
17601	MK FOOTWEAR PLC	N	21.27	32.90	39.90	120,936.90	
32605	HIMADRI LIMITED	N	20.98	1,859.30	2,249.50	4,294.70	
24012	ADN TELECOM LIMITED	A	19.56	92.00	110.00	165,453.00	
10014	CHARTERED LIFE INSURANCE CO. LTD.	B	18.23	35.10	41.50	26,303.60	
19601	WEB COATS PLC.	N	16.11	18.00	20.90	1,477,970.50	
32019	KHAN BROTHERS PP WOVEN BAG INDUSTRIE:	B	11.37	131.00	145.90	32,946,997.20	
15003	MEGHNA CEMENT MILLS LIMITED	A	9.87	57.70	63.40	3,170.00	
19012	PAPER PROCESSING & PACKAGING LIMITED	A	9.83	122.00	134.00	67,000.00	
16004	AFTAB AUTOMOBILES LIMITED	A	9.32	31.10	34.00	2,039,743.90	

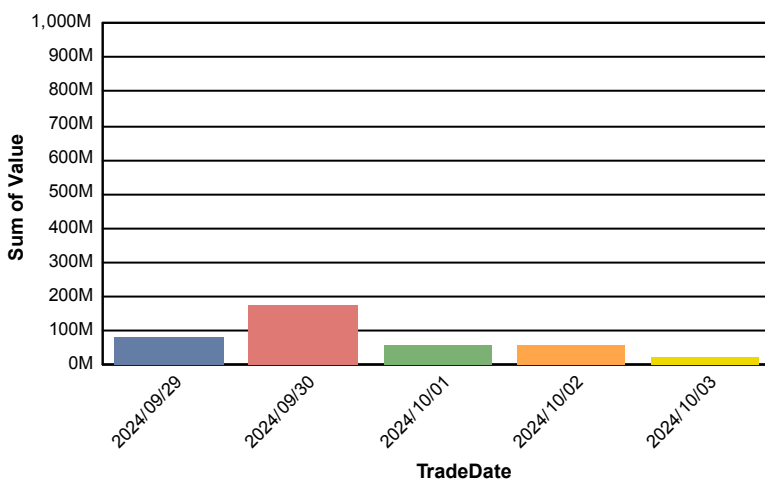
TOP TEN LOSER COMPANIES BY CLOSING PRICE

Scrip	Scrip Name	Category	Week Difference	Opening	Closing	Turnover (BDT)
13029	AFC AGRO BIOTECH LTD.	Z	-29.68	12.80	9.00	32,869.50
12031	SAFKO SPINNING MILLS LTD	Z	-24.78	11.70	8.80	3,767.20
19008	MIRACLE INDUSTRIES LIMITED	Z	-24.33	30.00	22.70	43,280.00
17010	FORTUNE SHOES LIMITED	Z	-23.39	21.80	16.70	2,409,850.70
20013	LINDE BANGLADESH LIMITED	A	-22.73	1,346.10	1,040.00	291,527.70
12068	KATTALI TEXTILE LIMITED	A	-22.30	13.90	10.80	660,404.50
13034	INDO-BANGLA PHARMACEUTICALS LTD.	Z	-21.29	10.80	8.50	91,218.50
16030	WESTERN MARINE SHIPYARD LTD.	Z	-21.25	8.00	6.30	478,683.40
12601	APEX WEAVING & FINISHING MILLS	N	-21.00	10.00	7.90	10.10
11043	GLOBAL INSURANCE COMPANY LTD.	A	-20.33	30.00	23.90	24,640.00

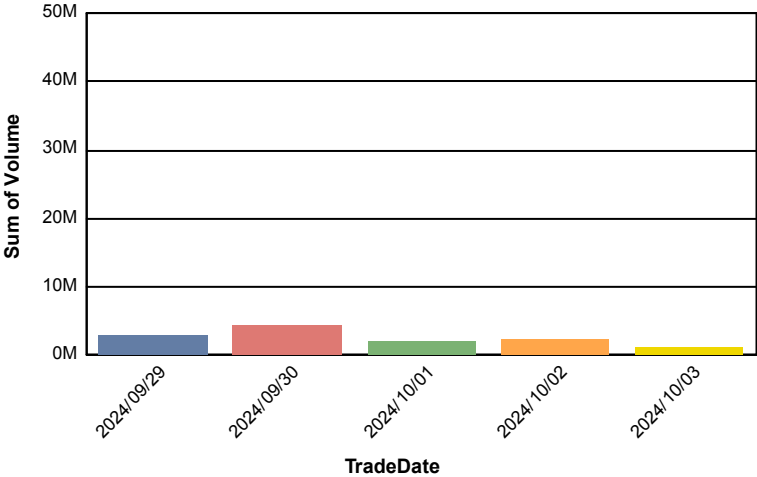
TOP TEN COMPANIES BY TURNOVER

Scrip ID	Scrip Name	Turnover (BDT)	Volume
13013	THE IBN SINA PHARMACEUTICALS PLC	55,323,536.50	157,116
13006	RECKITT BENCKISER (BD) PLC.	48,530,000.00	10,000
13002	SQUARE PHARMACEUTICALS PLC.	40,514,264.10	177,008
32019	KHAN BROTHERS PP WOVEN BAG INDUSTRI	32,946,997.20	233,533
22033	FIRST SECURITY ISLAMI BANK PLC.	17,849,318.00	2,159,469
22027	SOCIAL ISLAMI BANK PLC.	12,273,491.70	974,063
22008	ISLAMI BANK BANGLADESH PLC.	11,686,295.80	180,452
22037	GLOBAL ISLAMI BANK PLC.	8,775,680.20	1,205,821
26003	ROBI AXIATA LIMITED	8,471,374.30	311,790
10008	PRAGATI LIFE INSURANCE LTD.	8,160,000.00	37,000

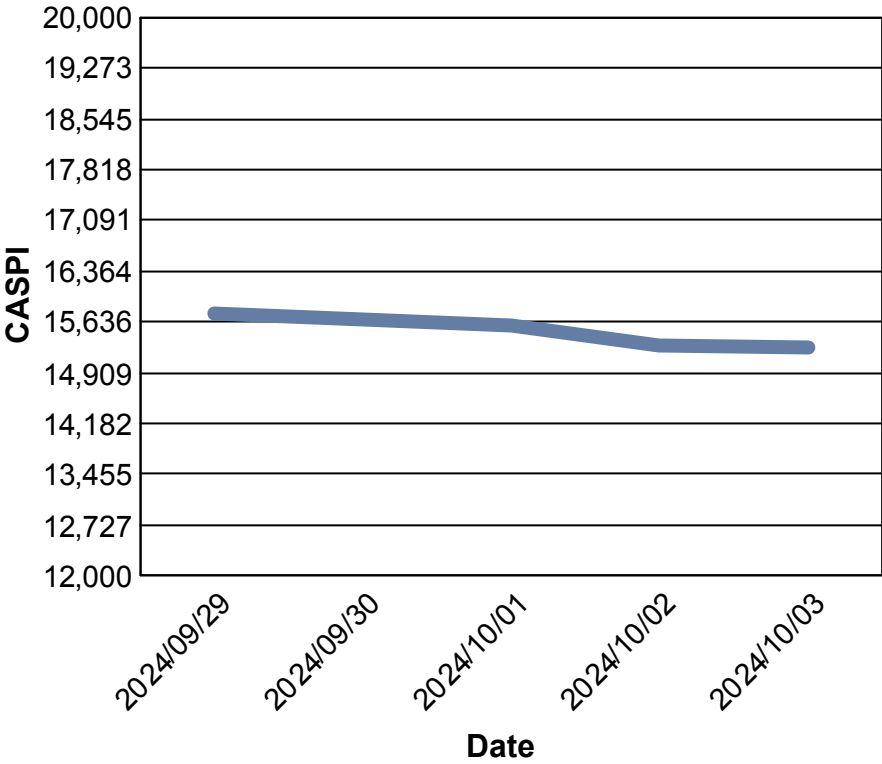
Data for Turnover Value



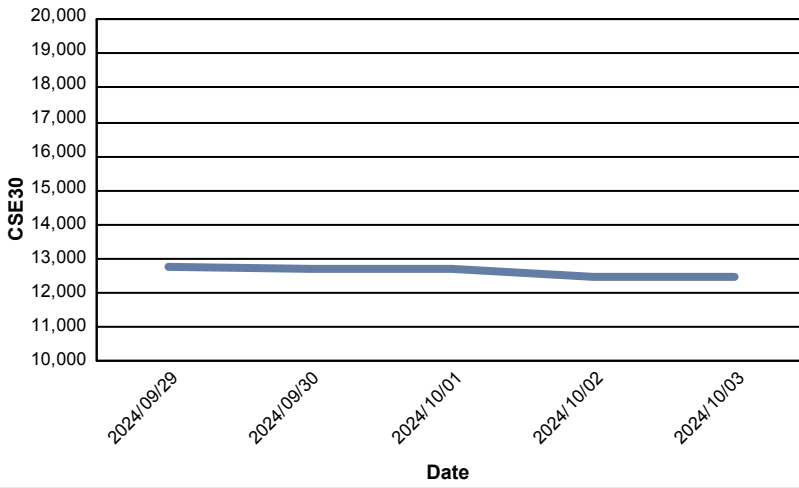
Data for Turnover Volume



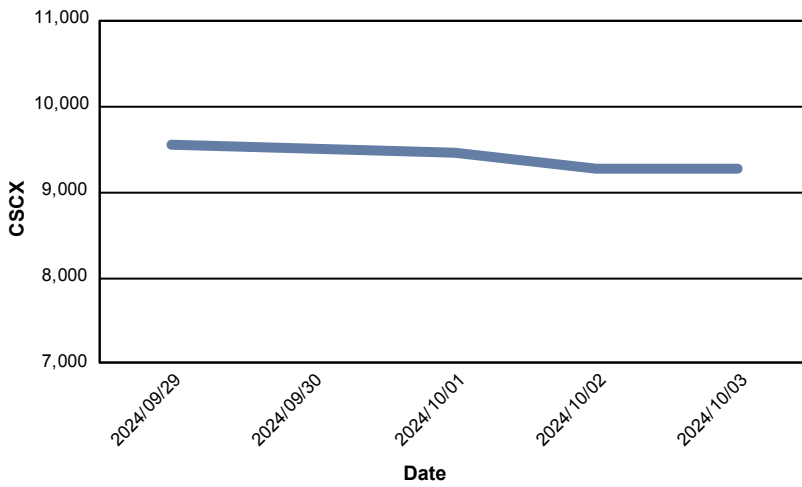
CASPI Index



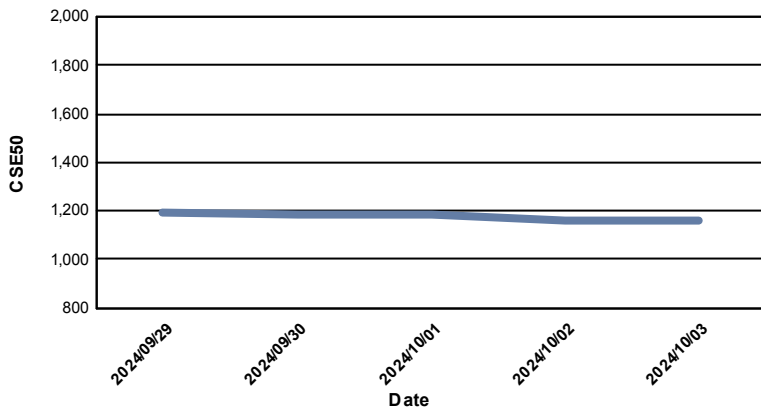
Index CSE30



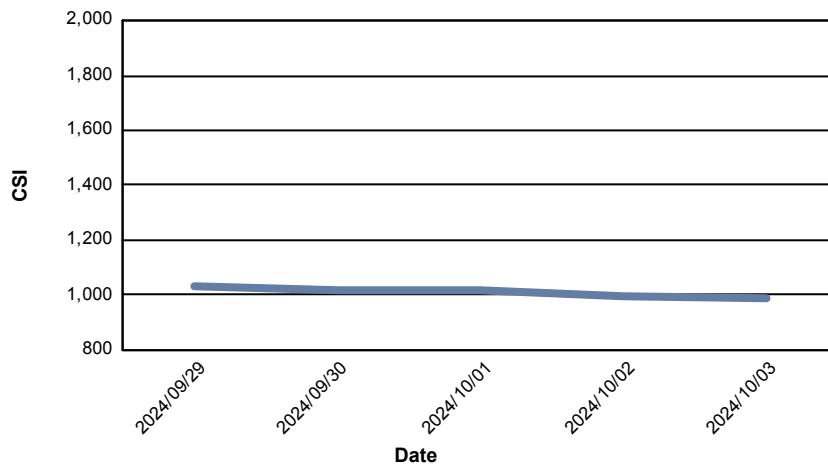
Index CSCX



Index CSE50



Index CSI



Index CSESMEX

